

Daily Economic Indicators 11 December 2025



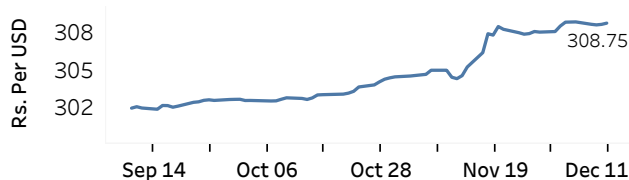
Central Bank of Sri Lanka
Statistics Department

Real GDP Growth: 2025 Q2 4.9% NCPI Y-o-Y Change: October 2.7% CCPI Y-o-Y Change: November 2.1%

Exchange Rates

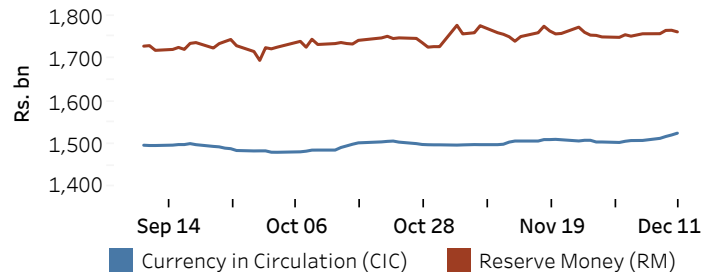
	TT Buying ^(a) (Rs. Per Unit)	TT Selling ^(a) (Rs. Per Unit)
11-Dec-25		
USD	305.0376	312.6108
GBP	406.6055	419.3324
EUR	355.5577	367.0486
JPY	1.9526	2.0185

Indicative Rate of the USD/LKR Spot Exchange Rate



Currency and Reserve Money

	(Rs.mn) 10-Dec-25	11-Dec-25
Currency in Circulation	1,521,251.21	1,525,470.19
Reserve Money	1,765,601.29	1,761,823.06



Source: Central Bank of Sri Lanka

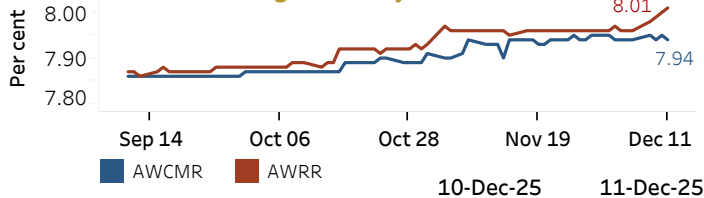
Money Market

Policy Rate (OPR): 7.75%

SRR: 2.00%

Weekly AWPR: 8.74%

Overnight Money Market



Source: Central Bank of Sri Lanka

Yield Rates of T-Bills

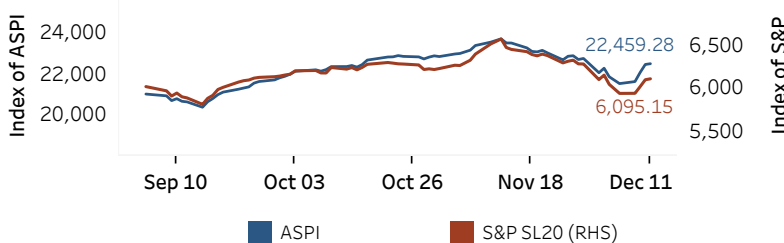
(per cent)

	Primary Market 10-Dec-25	Secondary Market 11-Dec-25 ^(b)
91 Day	7.51	7.56
182 Day	7.91	7.95
364 Day	8.03	7.90

Source: Ministry of Finance, Planning and Economic Development

Share Market

ASPI and S&P SL 20



11-Dec-25

Daily Turnover (Rs. mn)	5,554.42
Market Capitalization (Rs. bn)	8,005.71
PE Ratio	10.63

Foreign Purchases and Sales

(Rs. mn)

Foreign Purchases	59.65
Foreign Sales	210.18

Source: Colombo Stock Exchange

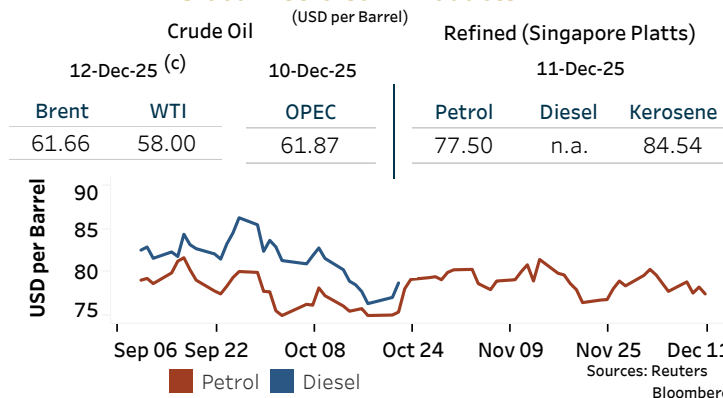
Energy

CPC Local Prices (LKR per Litre): Petrol (92 octane): 294.00

Auto Diesel: 277.00

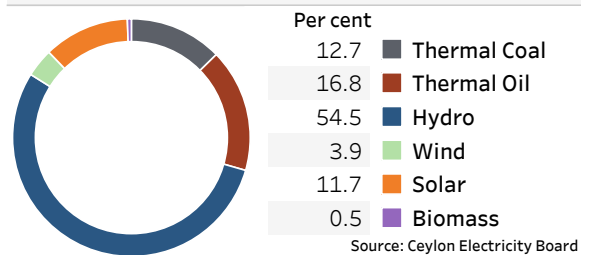
Kerosene: 180.00

Global Petroleum Products



Electricity Generation

	10-Dec-25	11-Dec-25
Total Energy (GWh)	50.79	50.71
Peak Demand (MW)	2,613.00	2,591.40



Source: Ceylon Electricity Board

(a) The average buying and selling exchange rates are calculated based on the quotes provided at 9.30 AM on daily basis for Telegraphic Transfers (TT) for designated foreign currencies by the selected Licensed Banks

(b) Based on actual transactions above Rs. 50 mn reported up to 4.00 PM

(c) Updated at 8.00 AM

Published on 12-Dec-2025