

Daily Economic Indicators 08 December 2025



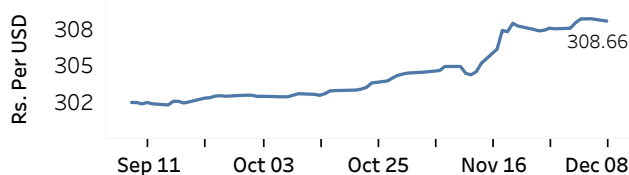
Central Bank of Sri Lanka
Statistics Department

Real GDP Growth: 2025 Q2 4.9% NCPI Y-o-Y Change: October 2.7% CCPI Y-o-Y Change: November 2.1%

Exchange Rates

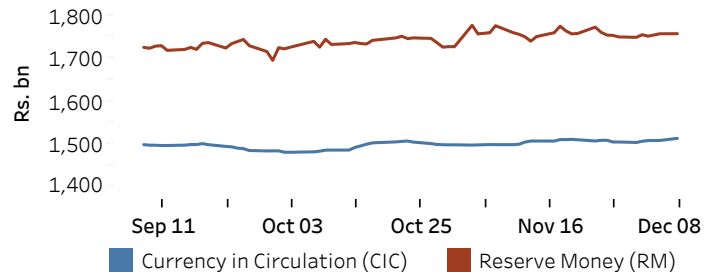
	TT Buying ^(a) (Rs. Per Unit)	TT Selling ^(a) (Rs. Per Unit)
08-Dec-25		
USD	304.8091	312.3946
GBP	405.2464	417.9705
EUR	353.8531	365.4010
JPY	1.9589	2.0252

Indicative Rate of the USD/LKR Spot Exchange Rate



Currency and Reserve Money

	(Rs.mn) 05-Dec-25	08-Dec-25
Currency in Circulation	1,508,468.73	1,513,357.70
Reserve Money	1,757,366.98	1,757,582.05



Source: Central Bank of Sri Lanka

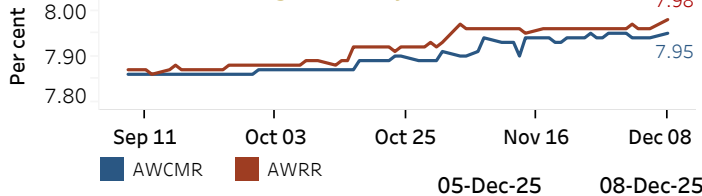
Money Market

Policy Rate (OPR): 7.75%

SRR: 2.00%

Weekly AWPR: 8.74%

Overnight Money Market



Yield Rates of T-Bills

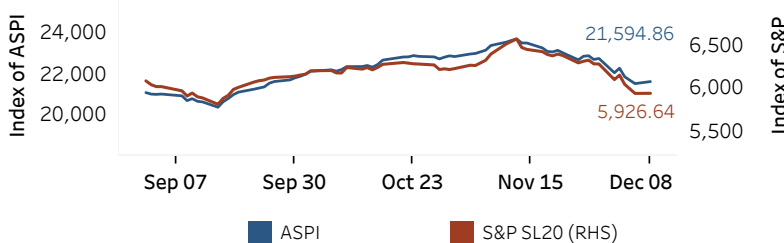
(per cent)

	Primary Market 02-Dec-25	Secondary Market 08-Dec-25 ^(b)
91 Day	7.51	-
182 Day	7.91	-
364 Day	8.03	-

Source: Ministry of Finance, Planning and Economic Development

Share Market

ASPI and S&P SL 20



08-Dec-25

Daily Turnover (Rs. mn)	2,839.07
Market Capitalization (Rs. bn)	7,721.82
PE Ratio	10.40
Foreign Purchases and Sales (Rs. mn)	
Foreign Purchases	68.56
Foreign Sales	25.30

Source: Colombo Stock Exchange

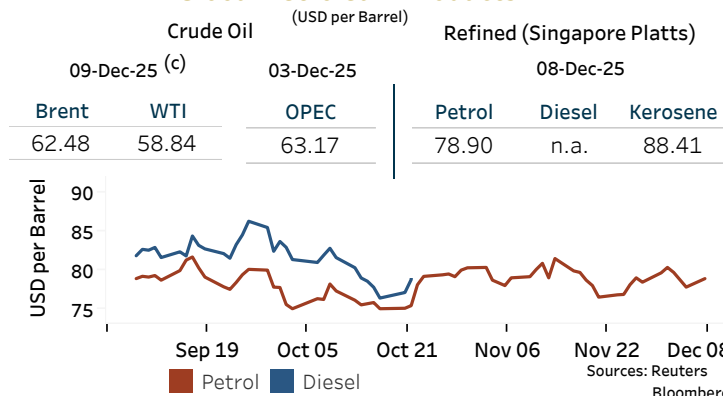
Energy

CPC Local Prices (LKR per Litre): Petrol (92 octane): 294.00

Auto Diesel: 277.00

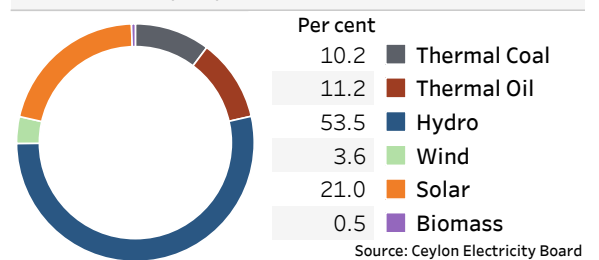
Kerosene: 180.00

Global Petroleum Products



Electricity Generation

	07-Dec-25	08-Dec-25
Total Energy (GWh)	44.45	51.39
Peak Demand (MW)	2,302.10	2,671.90



Source: Ceylon Electricity Board

(a) The average buying and selling exchange rates are calculated based on the quotes provided at 9.30 AM on daily basis for Telegraphic Transfers (TT) for designated foreign currencies by the selected Licensed Banks

(b) Based on actual transactions above Rs. 50 mn reported up to 4.00 PM

(c) Updated at 8.00 AM

Published on 09-Dec-2025