

# Daily Economic Indicators 03 December 2025



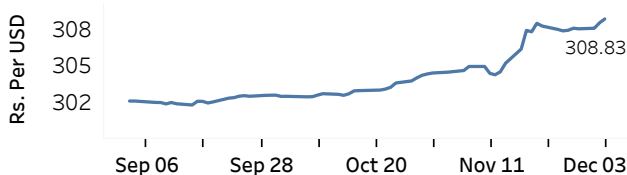
Central Bank of Sri Lanka  
Statistics Department

Real GDP Growth: 2025 Q2 4.9% NCPI Y-o-Y Change: October 2.7% CCPI Y-o-Y Change: November 2.1%

## Exchange Rates

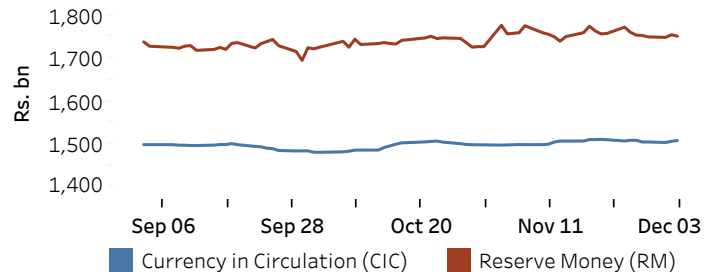
	TT Buying <sup>(a)</sup> (Rs. Per Unit)	TT Selling <sup>(a)</sup> (Rs. Per Unit)
03-Dec-25		
USD	305.0480	312.6214
GBP	402.2258	414.8848
EUR	353.6968	365.2218
JPY	1.9520	2.0181

### Indicative Rate of the USD/LKR Spot Exchange Rate



## Currency and Reserve Money

	(Rs.mn)	02-Dec-25	03-Dec-25
Currency in Circulation		1,506,540.15	1,508,218.01
Reserve Money		1,755,152.17	1,751,796.74



Source: Central Bank of Sri Lanka

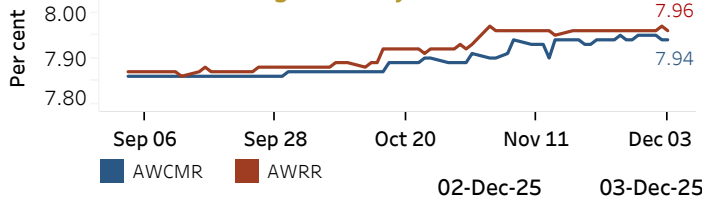
## Money Market

Policy Rate (OPR): 7.75%

SRR: 2.00%

Weekly AWPR: 8.64%

### Overnight Money Market



### Yield Rates of T-Bills

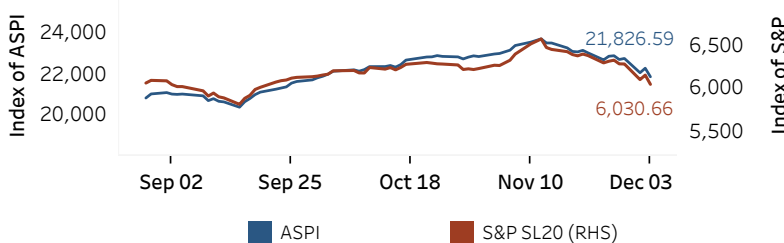
(per cent)

	Primary Market 02-Dec-25	Secondary Market 03-Dec-25 <sup>(b)</sup>
91 Day	7.51	7.52
182 Day	7.91	7.91
364 Day	8.03	8.03

Source: Ministry of Finance, Planning and Economic Development

## Share Market

### ASPI and S&P SL 20



### 03-Dec-25

Daily Turnover (Rs. mn)	3,779.75
Market Capitalization (Rs. bn)	7,811.46
PE Ratio	10.54

### Foreign Purchases and Sales

(Rs. mn)

Foreign Purchases	89.49
Foreign Sales	384.99

Source: Colombo Stock Exchange

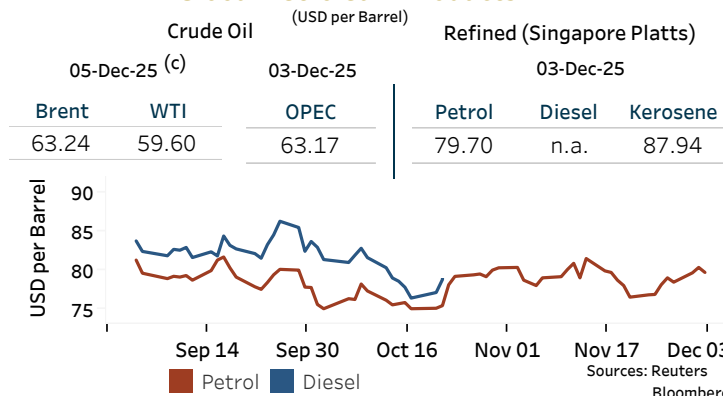
## Energy

CPC Local Prices (LKR per Litre): Petrol (92 octane): 294.00

Auto Diesel: 277.00

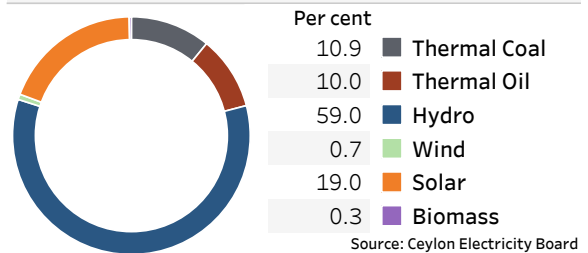
Kerosene: 180.00

### Global Petroleum Products



### Electricity Generation

	02-Dec-25	03-Dec-25
Total Energy (GWh)	47.74	49.27
Peak Demand (MW)	2,362.10	2,429.00



Source: Ceylon Electricity Board

(a) The average buying and selling exchange rates are calculated based on the quotes provided at 9.30 AM on daily basis for Telegraphic Transfers (TT) for designated foreign currencies by the selected Licensed Banks

(b) Based on actual transactions above Rs. 50 mn reported up to 4.00 PM

(c) Updated at 8.00 AM

Published on 05-Dec-2025