

# Daily Economic Indicators

10 October 2025



Central Bank of Sri Lanka  
Statistics Department

Real GDP Growth: 2025 Q2 4.9%

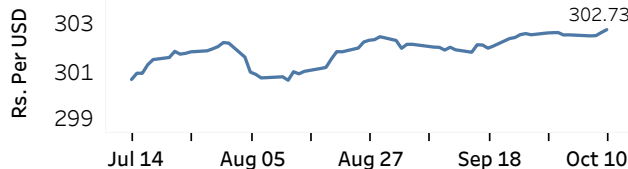
NCPI Y-o-Y Change: August 1.5%

CCPI Y-o-Y Change: September 1.5%

## Exchange Rates

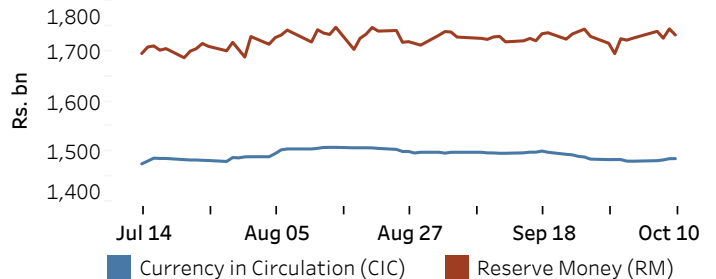
	TT Buying <sup>(a)</sup> (Rs. Per Unit)	TT Selling <sup>(a)</sup> (Rs. Per Unit)
10-Oct-25		
USD	298.9845	306.4597
GBP	396.6517	409.1630
EUR	344.6218	355.9895
JPY	1.9476	2.0149

### Indicative Rate of the USD/LKR Spot Exchange Rate



## Currency and Reserve Money

	(Rs.mn) 09-Oct-25	10-Oct-25
Currency in Circulation	1,485,886.97	1,486,020.79
Reserve Money	1,744,608.10	1,732,405.61



Source: Central Bank of Sri Lanka

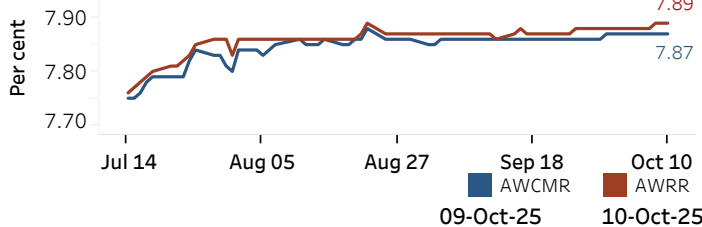
## Money Market

Policy Rate (OPR): 7.75%

SRR: 2.00%

Weekly AWPR: 8.19%

### Overnight Money Market



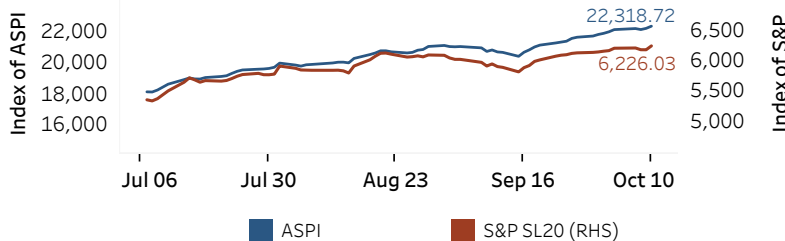
### Yield Rates of T-Bills

	Primary Market 08-Oct-25	Secondary Market 10-Oct-25 <sup>(b)</sup>
91 Day	7.52	7.25
182 Day	7.89	-
364 Day	8.02	-

Source: Central Bank of Sri Lanka

## Share Market

### ASPI and S&P SL 20



### 10-Oct-25

Daily Turnover (Rs. mn)	8,458.90
Market Capitalization (Rs. bn)	7,961.30
PE Ratio	9.87

### Foreign Purchases and Sales

	(Rs. mn)
Foreign Purchases	150.57
Foreign Sales	248.66

Source: Colombo Stock Exchange

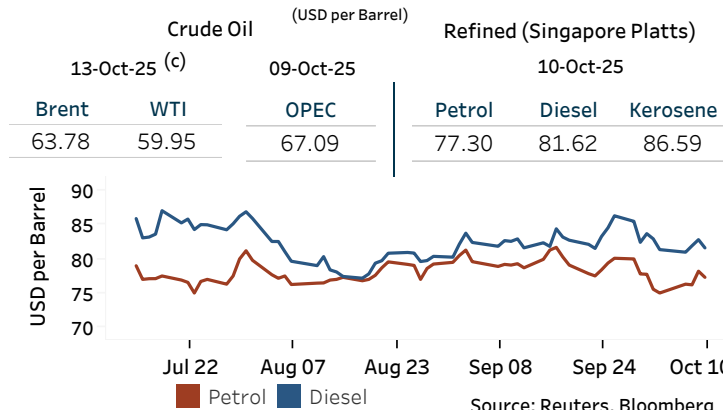
## Energy

CPC Local Prices (LKR per Litre): Petrol (92 octane): 299.00

Auto Diesel: 277.00

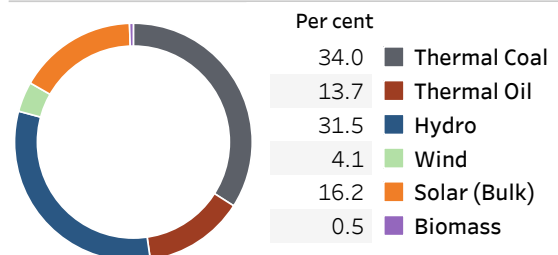
Kerosene: 180.00

### Global Petroleum Products



### Electricity Generation

	09-Oct-25	10-Oct-25
Total Energy (GWh)	53.18	53.51
Peak Demand (MW)	2,818.60	2,772.60



Source: Ceylon Electricity Board

(a) The average buying and selling exchange rates are calculated based on the quotes provided at 9.30 AM on daily basis for Telegraphic Transfers (TT) for designated foreign currencies by the selected Licensed Banks (b) Based on actual transactions above Rs. 50 mn reported up to 4.00 PM (c) Updated at 8.00 AM

Published on 13-Oct-2025