



Real GDP Growth: 2025 Q2 4.9%

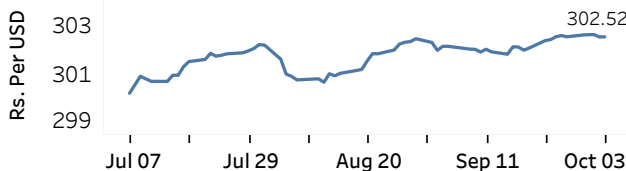
NCPI Y-o-Y Change: August 1.5%

CCPI Y-o-Y Change: September 1.5%

Exchange Rates

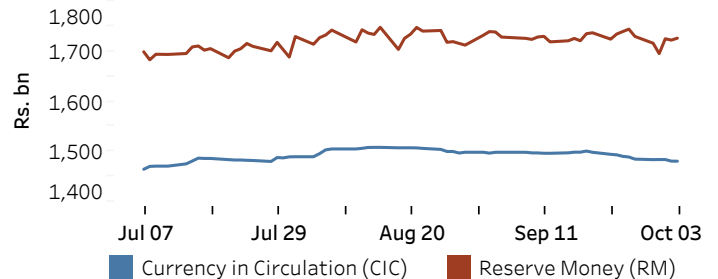
	TT Buying ^(a) (Rs. Per Unit)	TT Selling ^(a) (Rs. Per Unit)
03-Oct-25		
USD	298.7693	306.2675
GBP	400.2464	412.8560
EUR	348.9376	360.4209
JPY	2.0154	2.0845

Indicative Rate of the USD/LKR Spot Exchange Rate



Currency and Reserve Money

	(Rs.mn) 02-Oct-25	03-Oct-25
Currency in Circulation	1,481,019.11	1,480,873.24
Reserve Money	1,722,241.74	1,726,094.65



Source: Central Bank of Sri Lanka

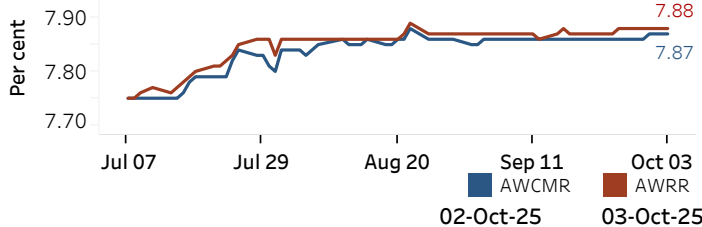
Money Market

Policy Rate (OPR): 7.75%

SRR: 2.00%

Weekly AWPR: 8.10%

Overnight Money Market



Yield Rates of T-Bills

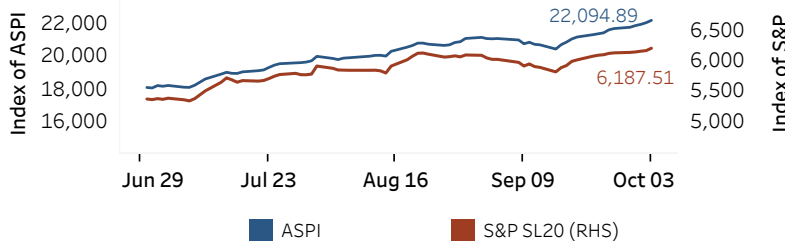
(per cent)

	Primary Market 01-Oct-25	Secondary Market 03-Oct-25 ^(b)
91 Day	7.53	7.54
182 Day	7.89	7.80
364 Day	8.02	8.02

Source: Central Bank of Sri Lanka

Share Market

ASPI and S&P SL 20



03-Oct-25

Daily Turnover (Rs. mn)	9,756.70
Market Capitalization (Rs. bn)	7,860.30
PE Ratio	9.72

Foreign Purchases and Sales

(Rs. mn)

Foreign Purchases	268.44
Foreign Sales	417.45

Source: Colombo Stock Exchange

Energy

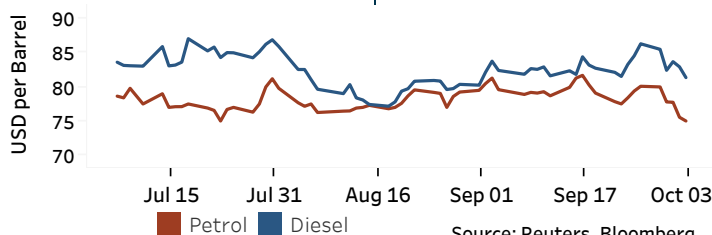
CPC Local Prices (LKR per Litre): Petrol (92 octane): 299.00

Auto Diesel: 277.00

Kerosene: 180.00

Global Petroleum Products

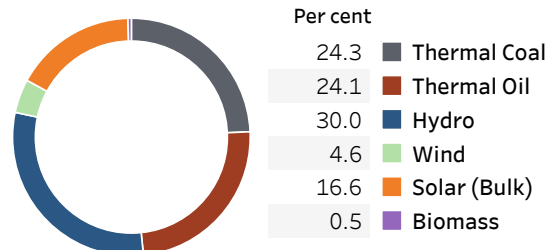
Crude Oil (USD per Barrel)			Refined (Singapore Platts)		
07-Oct-25 ^(c)	WTI	OPEC	03-Oct-25	Petrol	Diesel
65.56	61.77	65.48	75.00	81.37	85.75



Source: Reuters, Bloomberg

Electricity Generation

	02-Oct-25	03-Oct-25
Total Energy (GWh)	54.40	53.53
Peak Demand (MW)	2,847.10	2,777.10



Source: Ceylon Electricity Board

(a) The average buying and selling exchange rates are calculated based on the quotes provided at 9.30 AM on daily basis for Telegraphic Transfers (TT) for designated foreign currencies by the selected Licensed Banks (b) Based on actual transactions above Rs. 50 mn reported up to 4.00 PM (c) Updated at 8.00 AM

Published on 07-Oct-2025