



Real GDP Growth: 2025 Q2 4.9%

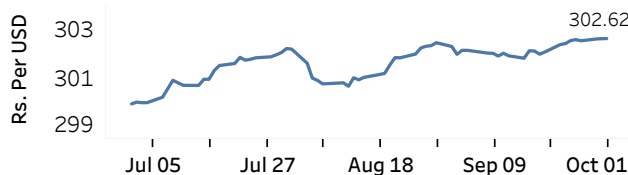
NCPI Y-o-Y Change: August 1.5%

CCPI Y-o-Y Change: September 1.5%

Exchange Rates

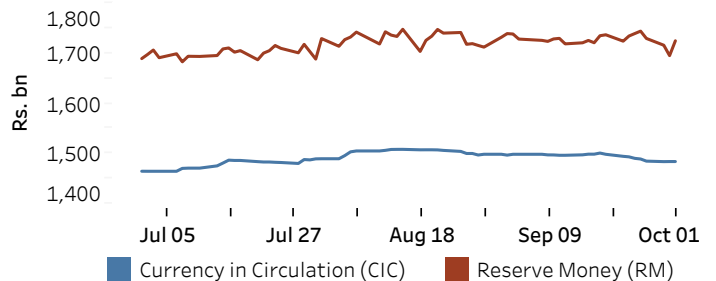
	TT Buying ^(a) (Rs. Per Unit)	TT Selling ^(a) (Rs. Per Unit)
01-Oct-25		
USD	298.7904	306.2912
GBP	400.3327	412.9387
EUR	349.3198	360.8631
JPY	2.0106	2.0808

Indicative Rate of the USD/LKR Spot Exchange Rate



Currency and Reserve Money

	(Rs.mn) 30-Sep-25	01-Oct-25
Currency in Circulation	1,484,180.04	1,484,179.74
Reserve Money	1,695,277.54	1,724,879.61



Source: Central Bank of Sri Lanka

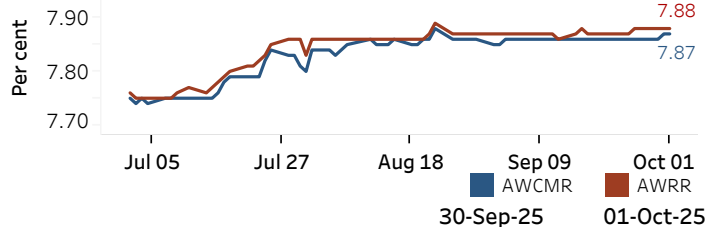
Money Market

Policy Rate (OPR): 7.75%

SRR: 2.00%

Weekly AWPR: 8.05%

Overnight Money Market



Yield Rates of T-Bills

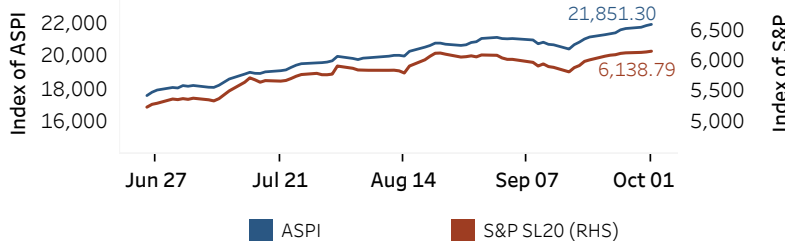
(per cent)

	Primary Market 01-Oct-25	Secondary Market 01-Oct-25 ^(b)
91 Day	7.53	7.64
182 Day	7.89	7.88
364 Day	8.02	8.03

Source: Central Bank of Sri Lanka

Share Market

ASPI and S&P SL 20



01-Oct-25

Daily Turnover (Rs. mn)	6,464.75
Market Capitalization (Rs. bn)	7,778.42
PE Ratio	9.62

Foreign Purchases and Sales

(Rs. mn)

Foreign Purchases	212.27
Foreign Sales	121.57

Source: Colombo Stock Exchange

Energy

CPC Local Prices (LKR per Litre): Petrol (92 octane): 299.00

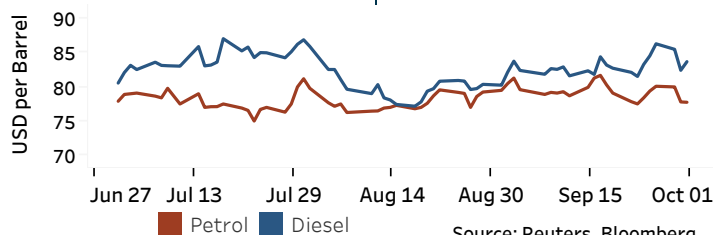
Auto Diesel: 277.00

Kerosene: 180.00

Global Petroleum Products

(USD per Barrel)

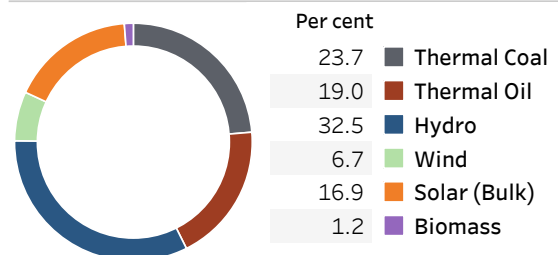
Crude Oil			Refined (Singapore Platts)		
02-Oct-25 ^(c)	WTI	OPEC	Petrol	Diesel	Kerosene
65.66	62.10	69.20	77.75	83.71	88.09



Source: Reuters, Bloomberg

Electricity Generation

	30-Sep-25	01-Oct-25
Total Energy (GWh)	54.12	55.14
Peak Demand (MW)	2,844.50	2,806.70



Source: Ceylon Electricity Board

(a) The average buying and selling exchange rates are calculated based on the quotes provided at 9.30 AM on daily basis for Telegraphic Transfers (TT) for designated foreign currencies by the selected Licensed Banks (b) Based on actual transactions above Rs. 50 mn reported up to 4.00 PM (c) Updated at 8.00 AM

Published on 02-Oct-2025