

Daily Economic Indicators 29 September 2025



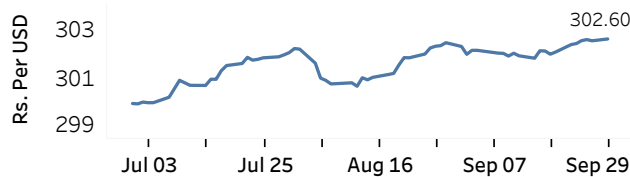
Central Bank of Sri Lanka
Statistics Department

Real GDP Growth: 2025 Q2 4.9% NCPI Y-o-Y Change: August 1.5% CCPI Y-o-Y Change: August 1.2%

Exchange Rates

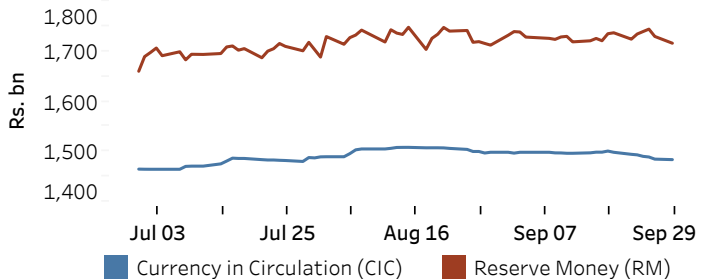
	TT Buying ^(a) (Rs. Per Unit)	TT Selling ^(a) (Rs. Per Unit)
29-Sep-25		
USD	298.7693	306.2965
GBP	400.0620	412.6875
EUR	348.9920	360.5693
JPY	1.9968	2.0666

Indicative Rate of the USD/LKR Spot Exchange Rate



Currency and Reserve Money

	(Rs.mn) 26-Sep-25	29-Sep-25
Currency in Circulation	1,485,008.56	1,484,009.03
Reserve Money	1,729,539.96	1,716,012.23



Source: Central Bank of Sri Lanka

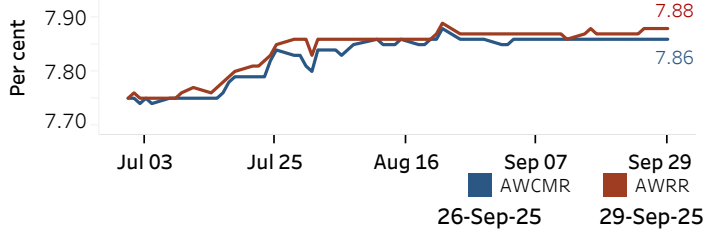
Money Market

Policy Rate (OPR): 7.75%

SRR: 2.00%

Weekly AWPR: 8.05%

Overnight Money Market



Overnight Liquidity (Rs. bn)	150.03	170.90
------------------------------	--------	--------

Yield Rates of T-Bills

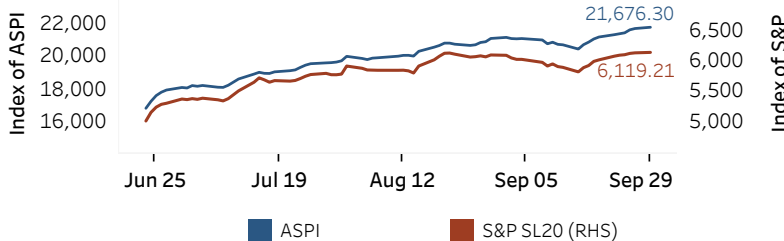
(per cent)

	Primary Market 24-Sep-25	Secondary Market 29-Sep-25 ^(b)
91 Day	7.57	7.80
182 Day	7.89	-
364 Day	8.02	8.01

Source: Central Bank of Sri Lanka

Share Market

ASPI and S&P SL 20



29-Sep-25

Daily Turnover (Rs. mn)	4,254.19
Market Capitalization (Rs. bn)	7,720.35
PE Ratio	9.55

Foreign Purchases and Sales

(Rs. mn)

Foreign Purchases	62.26
Foreign Sales	77.84

Source: Colombo Stock Exchange

Energy

CPC Local Prices (LKR per Litre): Petrol (92 octane): 299.00

Auto Diesel: 283.00

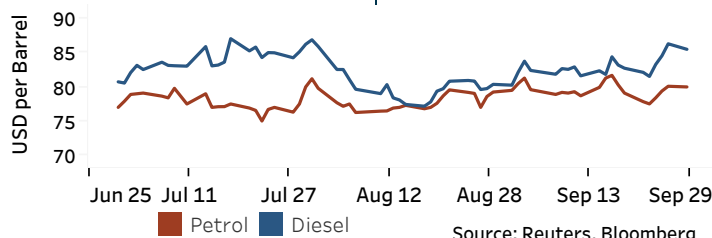
Kerosene: 185.00

Global Petroleum Products

Crude Oil (USD per Barrel)

Refined (Singapore Platts)

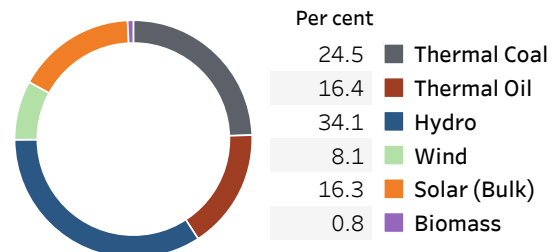
30-Sep-25 ^(c)			26-Sep-25			29-Sep-25		
Brent	WTI	OPEC				Petrol	Diesel	Kerosene
67.65	63.20	71.83				80.00	85.52	90.40



Source: Reuters, Bloomberg

Electricity Generation

	28-Sep-25	29-Sep-25
Total Energy (GWh)	44.76	53.40
Peak Demand (MW)	2,389.80	2,785.10



Source: Ceylon Electricity Board

(a) The average buying and selling exchange rates are calculated based on the quotes provided at 9.30 AM on daily basis for Telegraphic Transfers (TT) for designated foreign currencies by the selected Licensed Banks (b) Based on actual transactions above Rs. 50 mn reported up to 4.00 PM (c) Updated at 8.00 AM

Published on 30-Sep-2025