

Daily Economic Indicators 26 September 2025



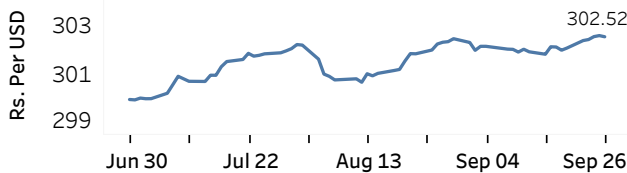
Central Bank of Sri Lanka
Statistics Department

Real GDP Growth: 2025 Q2 4.9% NCPI Y-o-Y Change: August 1.5% CCPI Y-o-Y Change: August 1.2%

Exchange Rates

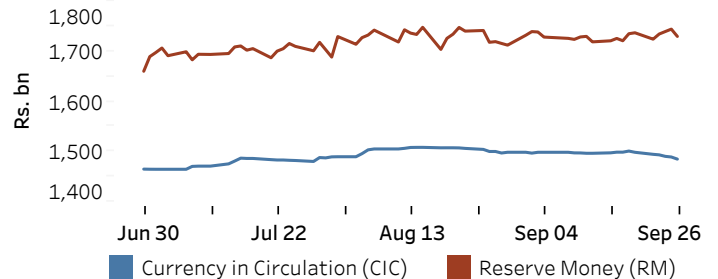
	TT Buying ^(a) (Rs. Per Unit)	TT Selling ^(a) (Rs. Per Unit)
26-Sep-25		
USD	298.8679	306.1151
GBP	397.7871	409.9808
EUR	347.5678	358.8197
JPY	1.9892	2.0538

Indicative Rate of the USD/LKR Spot Exchange Rate



Currency and Reserve Money

	(Rs.mn) 25-Sep-25	26-Sep-25
Currency in Circulation	1,489,258.64	1,485,008.56
Reserve Money	1,744,105.04	1,729,539.96



Source: Central Bank of Sri Lanka

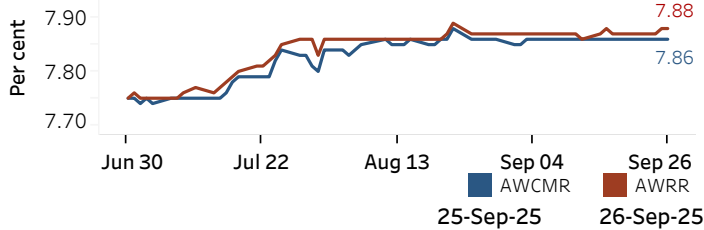
Money Market

Policy Rate (OPR): 7.75%

SRR: 2.00%

Weekly AWPR: 8.05%

Overnight Money Market



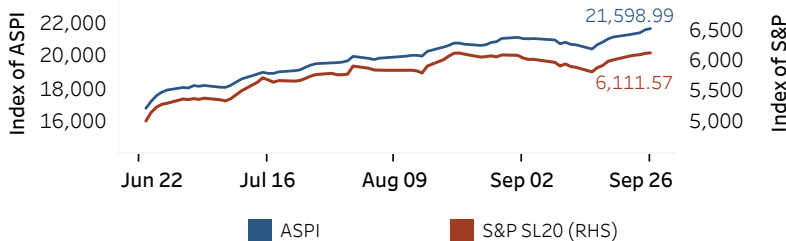
Yield Rates of T-Bills

	Primary Market 24-Sep-25	Secondary Market 26-Sep-25 ^(b)
91 Day	7.57	7.40
182 Day	7.89	-
364 Day	8.02	-

Source: Central Bank of Sri Lanka

Share Market

ASPI and S&P SL 20



26-Sep-25

Daily Turnover (Rs. mn)	6,024.33
Market Capitalization (Rs. bn)	7,685.42
PE Ratio	9.51

Foreign Purchases and Sales

Foreign Purchases	60.11
Foreign Sales	215.13

Source: Colombo Stock Exchange

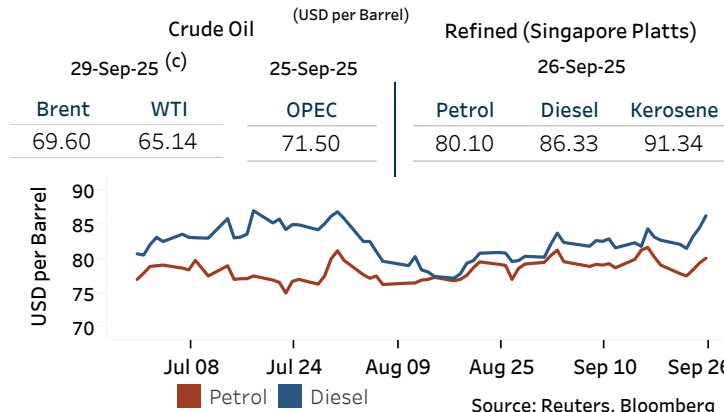
Energy

CPC Local Prices (LKR per Litre): Petrol (92 octane): 299.00

Auto Diesel: 283.00

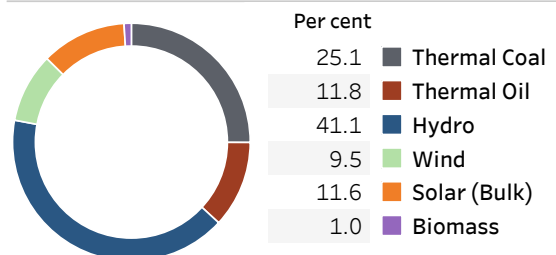
Kerosene: 185.00

Global Petroleum Products



Electricity Generation

	25-Sep-25	26-Sep-25
Total Energy (GWh)	50.35	49.90
Peak Demand (MW)	2,537.10	2,528.60



Source: Ceylon Electricity Board

(a) The average buying and selling exchange rates are calculated based on the quotes provided at 9.30 AM on daily basis for Telegraphic Transfers (TT) for designated foreign currencies by the selected Licensed Banks (b) Based on actual transactions above Rs. 50 mn reported up to 4.00 PM (c) Updated at 8.00 AM

Published on 29-Sep-2025