

# Daily Economic Indicators 16 September 2025



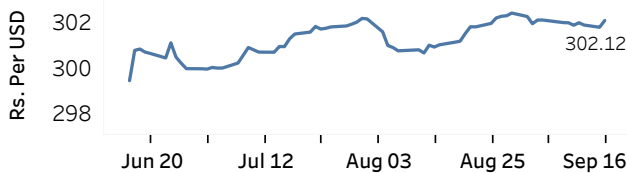
Central Bank of Sri Lanka  
Statistics Department

Real GDP Growth: 2025 Q2 4.9% NCPI Y-o-Y Change: July 0.7% CCPI Y-o-Y Change: August 1.2%

## Exchange Rates

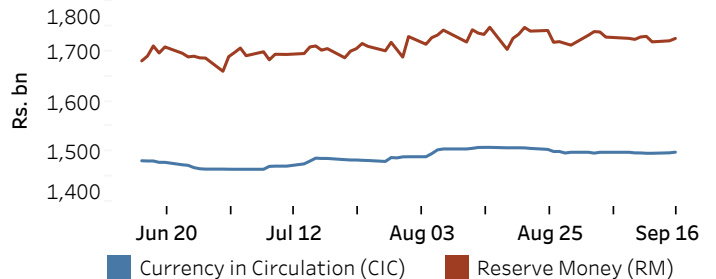
	TT Buying <sup>(a)</sup> (Rs. Per Unit)	TT Selling <sup>(a)</sup> (Rs. Per Unit)
16-Sep-25		
USD	298.3161	305.8511
GBP	404.9003	417.6203
EUR	350.0016	361.5435
JPY	2.0180	2.0885

### Indicative Rate of the USD/LKR Spot Exchange Rate



## Currency and Reserve Money

	(Rs.mn) 15-Sep-25	16-Sep-25
Currency in Circulation	1,497,552.93	1,498,881.78
Reserve Money	1,720,853.09	1,725,549.00



Source: Central Bank of Sri Lanka

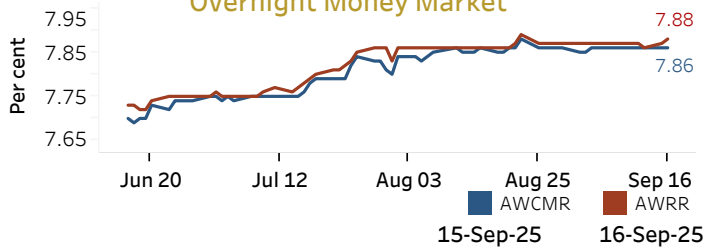
## Money Market

Policy Rate (OPR): 7.75%

SRR: 2.00%

Weekly AWPR: 8.13%

### Overnight Money Market



### Yield Rates of T-Bills

(per cent)

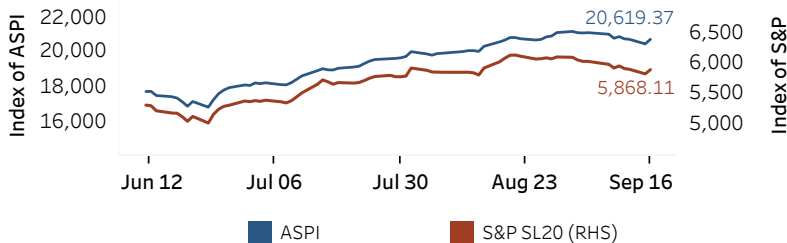
	Primary Market 10-Sep-25	Secondary Market 16-Sep-25 <sup>(b)</sup>
91 Day	7.58	-
182 Day	7.89	7.99
364 Day	8.02	-

Source: Central Bank of Sri Lanka

Overnight Liquidity (Rs. bn) 147.91 131.42

## Share Market

### ASPI and S&P SL 20



### 16-Sep-25

Daily Turnover (Rs. mn)	6,216.64
Market Capitalization (Rs. bn)	7,319.38
PE Ratio	9.06

### Foreign Purchases and Sales

(Rs. mn)

Foreign Purchases	179.33
Foreign Sales	450.13

Source: Colombo Stock Exchange

## Energy

CPC Local Prices (LKR per Litre): Petrol (92 octane): 299.00

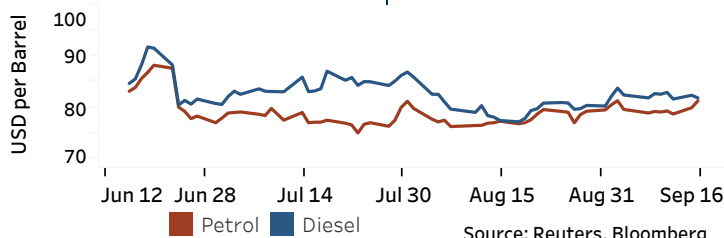
Auto Diesel: 283.00

Kerosene: 185.00

### Global Petroleum Products

(USD per Barrel)

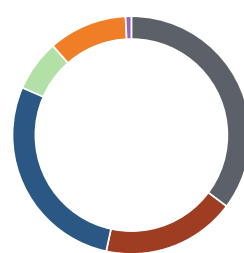
Crude Oil			Refined (Singapore Platts)		
17-Sep-25 <sup>(c)</sup>			16-Sep-25		
Brent	WTI	OPEC	Petrol	Diesel	Kerosene
68.40	64.46	71.01	81.30	81.84	86.20



Source: Reuters, Bloomberg

### Electricity Generation

	15-Sep-25	16-Sep-25
Total Energy (GWh)	54.17	53.60
Peak Demand (MW)	2,806.70	2,765.30



35.2	Thermal Coal
18.2	Thermal Oil
28.1	Hydro
7.0	Wind
10.7	Solar (Bulk)
0.8	Biomass

Source: Ceylon Electricity Board

(a) The average buying and selling exchange rates are calculated based on the quotes provided at 9.30 AM on daily basis for Telegraphic Transfers (TT) for designated foreign currencies by the selected Licensed Banks (b) Based on actual transactions above Rs. 50 mn reported up to 4.00 PM (c) Updated at 8.00 AM

Published on 17-Sep-2025