

Daily Economic Indicators 09 September 2025



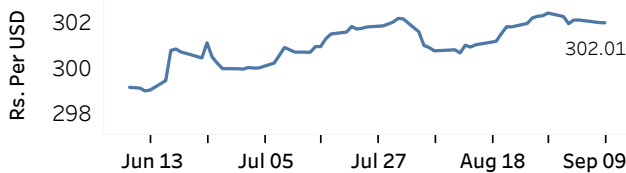
Central Bank of Sri Lanka
Statistics Department

Real GDP Growth: 2025 Q1 4.8% NCPI Y-o-Y Change: July 0.7% CCPI Y-o-Y Change: August 1.2%

Exchange Rates

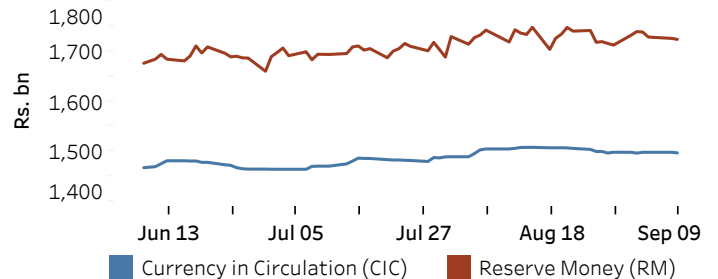
	TT Buying ^(a) (Rs. Per Unit)	TT Selling ^(a) (Rs. Per Unit)
09-Sep-25		
USD	298.2590	305.7668
GBP	403.3554	416.0347
EUR	349.7004	361.2605
JPY	2.0153	2.0858

Indicative Rate of the USD/LKR Spot Exchange Rate



Currency and Reserve Money

	(Rs.mn) 08-Sep-25	09-Sep-25
Currency in Circulation	1,498,648.65	1,497,456.74
Reserve Money	1,725,692.29	1,723,672.23



Source: Central Bank of Sri Lanka

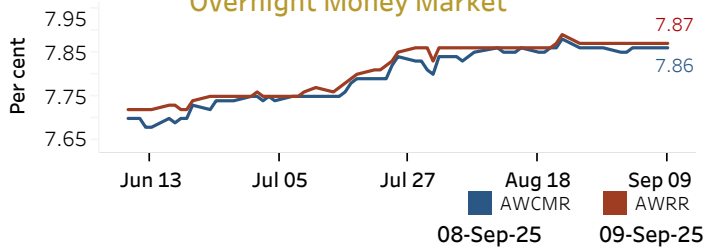
Money Market

Policy Rate(OPR): 7.75%

SRR: 2.00%

Weekly AWPR: 8.16%

Overnight Money Market



Overnight Liquidity (Rs. bn) 155.89 160.88

Yield Rates of T-Bills

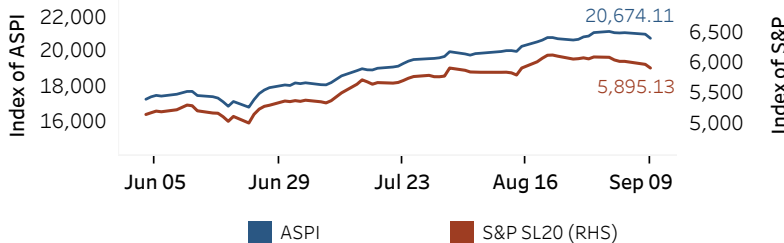
(per cent)

	Primary Market 03-Sep-25	Secondary Market 09-Sep-25 ^(b)
91 Day	7.58	-
182 Day	7.89	7.93
364 Day	8.03	-

Source: Central Bank of Sri Lanka

Share Market

ASPI and S&P SL 20



09-Sep-25

Daily Turnover (Rs. mn)	9,049.56
Market Capitalization (Rs. bn)	7,340.67
PE Ratio	9.33

Foreign Purchases and Sales

(Rs. mn)

Foreign Purchases	1,506.92
Foreign Sales	120.79

Source: Colombo Stock Exchange

Energy

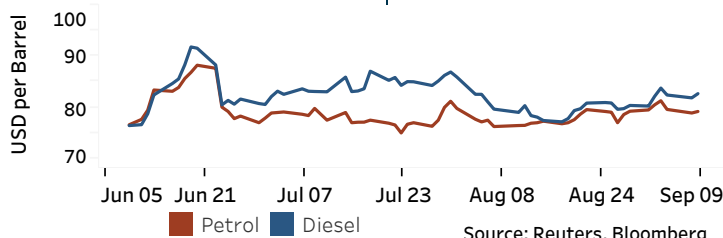
CPC Local Prices (LKR per Litre): Petrol (92 octane): 299.00

Auto Diesel: 283.00

Kerosene: 185.00

Global Petroleum Products

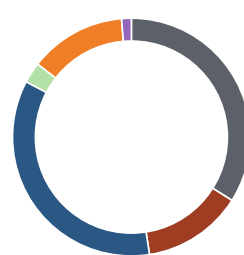
Crude Oil (USD per Barrel)			Refined (Singapore Platts)		
10-Sep-25 ^(c)			09-Sep-25		
Brent	WTI	OPEC	Petrol	Diesel	Kerosene
66.93	63.17	69.37	79.20	82.69	86.05



Source: Reuters, Bloomberg

Electricity Generation

	08-Sep-25	09-Sep-25
Total Energy (GWh)	53.21	54.77
Peak Demand (MW)	2,753.90	2,749.00



Per cent

34.0	Thermal Coal
13.6	Thermal Oil
35.1	Hydro
2.8	Wind
13.1	Solar (Bulk)
1.3	Biomass

Source: Ceylon Electricity Board

(a) The average buying and selling exchange rates are calculated based on the quotes provided at 9.30 AM on daily basis for Telegraphic Transfers (TT) for designated foreign currencies by the selected Licensed Banks (b) Based on actual transactions above Rs. 50 mn reported up to 4.00 PM (c) Updated at 8.00 AM

Published on 10-Sep-2025