

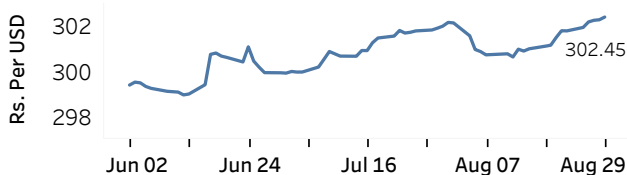


Real GDP Growth: 2025 Q1 4.8% NCPI Y-o-Y Change: July 0.7% CCPI Y-o-Y Change: August 1.2%

Exchange Rates

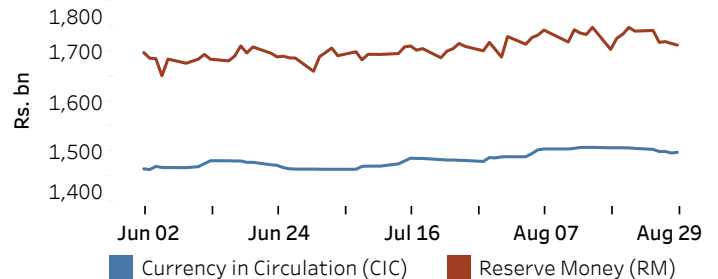
	TT Buying ^(a) (Rs. Per Unit)	TT Selling ^(a) (Rs. Per Unit)
29-Aug-25		
USD	298.6273	306.1596
GBP	401.9802	414.6162
EUR	346.9201	358.4512
JPY	2.0233	2.0940

Indicative Rate of the USD/LKR Spot Exchange Rate



Currency and Reserve Money

	(Rs.mn) 28-Aug-25	29-Aug-25
Currency in Circulation	1,497,195.93	1,498,701.00
Reserve Money	1,715,605.67	1,712,206.78



Source: Central Bank of Sri Lanka

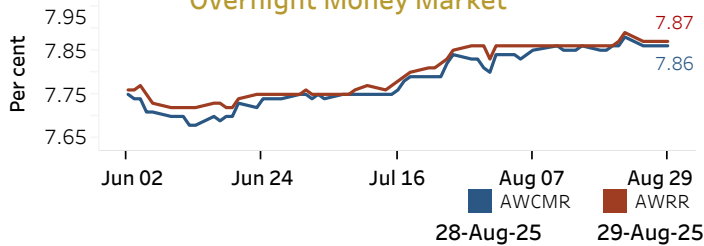
Money Market

Policy Rate(OPR): 7.75%

SRR: 2.00%

Weekly AWPR: 7.97%

Overnight Money Market



Overnight Liquidity (Rs. bn) 143.20 146.54

Yield Rates of T-Bills

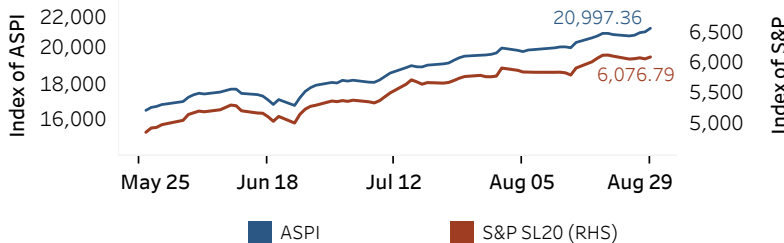
(per cent)

	Primary Market 27-Aug-25	Secondary Market 29-Aug-25 ^(b)
91 Day	7.58	-
182 Day	7.89	-
364 Day	8.03	7.90

Source: Central Bank of Sri Lanka

Share Market

ASPI and S&P SL 20



29-Aug-25

Daily Turnover (Rs. mn)	7,386.51
Market Capitalization (Rs. bn)	7,425.45
PE Ratio	9.81

Foreign Purchases and Sales

(Rs. mn)

Foreign Purchases	336.95
Foreign Sales	152.85

Source: Colombo Stock Exchange

Energy

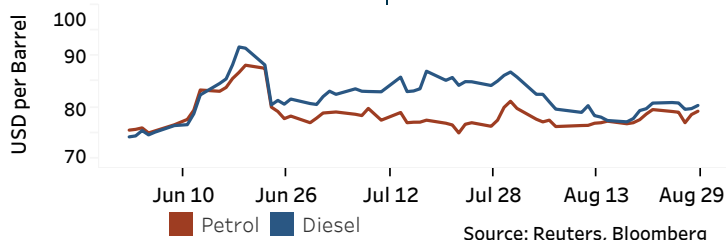
CPC Local Prices (LKR per Litre): Petrol (92 octane): 305.00

Auto Diesel: 289.00

Kerosene: 185.00

Global Petroleum Products

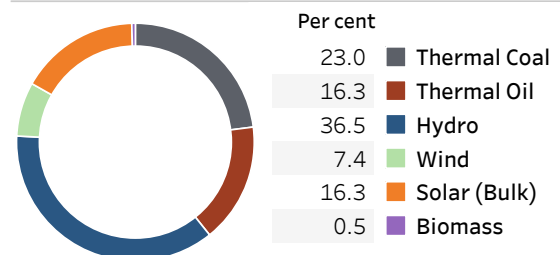
Crude Oil (USD per Barrel)			Refined (Singapore Platts)		
01-Sep-25 ^(c)	28-Aug-25		Petrol	Diesel	Kerosene
Brent	WTI	OPEC			
67.13	63.68	69.65	79.25	80.38	84.62



Source: Reuters, Bloomberg

Electricity Generation

	28-Aug-25	29-Aug-25
Total Energy (GWh)	52.75	52.88
Peak Demand (MW)	2,786.00	2,766.90



Source: Ceylon Electricity Board

(a) The average buying and selling exchange rates are calculated based on the quotes provided at 9.30 AM on daily basis for Telegraphic Transfers (TT) for designated foreign currencies by the selected Licensed Banks (b) Based on actual transactions above Rs. 50 mn reported up to 4.00 PM (c) Updated at 8.00 AM

Published on 01-Sep-2025