

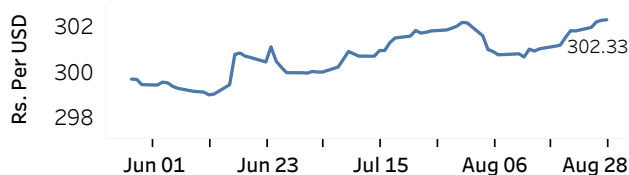


Real GDP Growth: 2025 Q1 4.8% NCPI Y-o-Y Change: July 0.7% CCPI Y-o-Y Change: July -0.3%

Exchange Rates

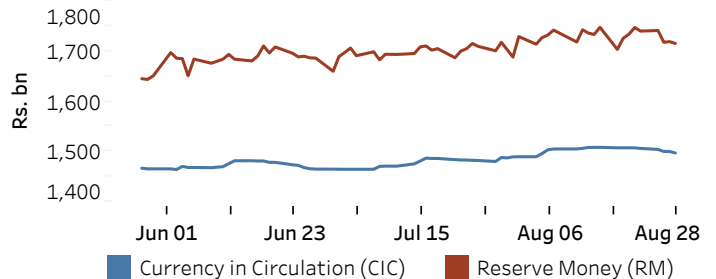
	TT Buying ^(a) (Rs. Per Unit)	TT Selling ^(a) (Rs. Per Unit)
28-Aug-25		
USD	298.6483	306.1754
GBP	402.4554	415.1144
EUR	346.6483	358.1592
JPY	2.0193	2.0899

Indicative Rate of the USD/LKR Spot Exchange Rate



Currency and Reserve Money

	(Rs.mn) 27-Aug-25	28-Aug-25
Currency in Circulation	1,500,243.38	1,497,195.93
Reserve Money	1,719,173.61	1,715,605.67



Source: Central Bank of Sri Lanka

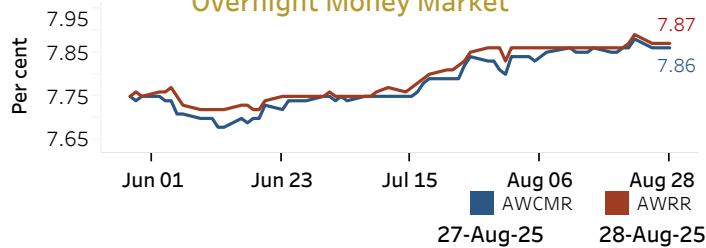
Money Market

Policy Rate(OPR): 7.75%

SRR: 2.00%

Weekly AWPR: 8.07%

Overnight Money Market



Overnight Liquidity (Rs. bn) 134.86 143.20

Yield Rates of T-Bills

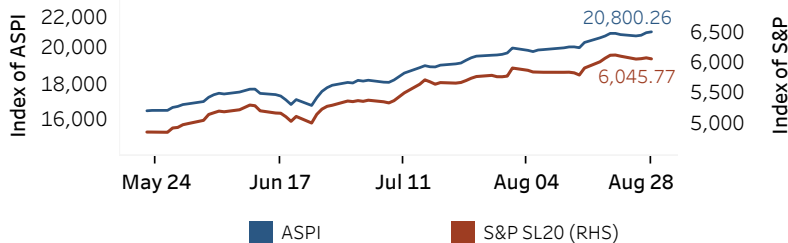
(per cent)

	Primary Market 27-Aug-25	Secondary Market 28-Aug-25 ^(b)
91 Day	7.58	-
182 Day	7.89	8.04
364 Day	8.03	-

Source: Central Bank of Sri Lanka

Share Market

ASPI and S&P SL 20



28-Aug-25

Daily Turnover (Rs. mn)	7,465.41
Market Capitalization (Rs. bn)	7,342.40
PE Ratio	9.70

Foreign Purchases and Sales

(Rs. mn)

Foreign Purchases	143.45
Foreign Sales	282.92

Source: Colombo Stock Exchange

Energy

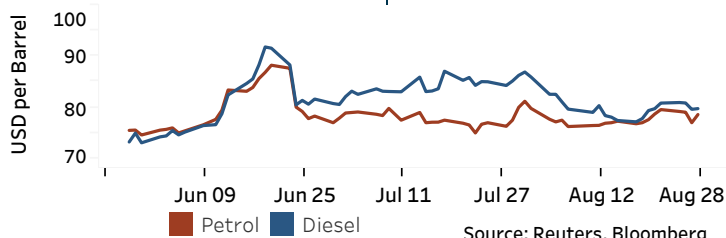
CPC Local Prices (LKR per Litre): Petrol (92 octane): 305.00

Auto Diesel: 289.00

Kerosene: 185.00

Global Petroleum Products

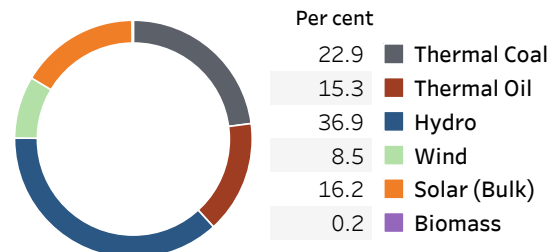
Crude Oil (USD per Barrel)			Refined (Singapore Platts)		
29-Aug-25 ^(c)	27-Aug-25		28-Aug-25		
Brent	WTI	OPEC	Petrol	Diesel	Kerosene
68.10	64.07	69.73	78.60	79.76	84.04



Source: Reuters, Bloomberg

Electricity Generation

	27-Aug-25	28-Aug-25
Total Energy (GWh)	54.51	52.75
Peak Demand (MW)	2,799.40	2,786.00



Source: Ceylon Electricity Board

(a) The average buying and selling exchange rates are calculated based on the quotes provided at 9.30 AM on daily basis for Telegraphic Transfers (TT) for designated foreign currencies by the selected Licensed Banks (b) Based on actual transactions above Rs. 50 mn reported up to 4.00 PM (c) Updated at 8.00 AM

Published on 29-Aug-2025