

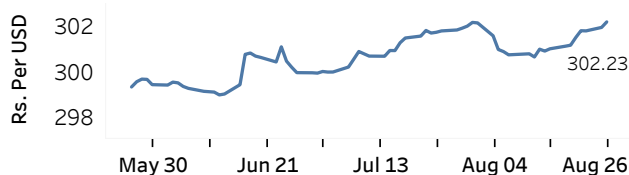


Real GDP Growth: 2025 Q1 4.8% NCPI Y-o-Y Change: July 0.7% CCPI Y-o-Y Change: July -0.3%

Exchange Rates

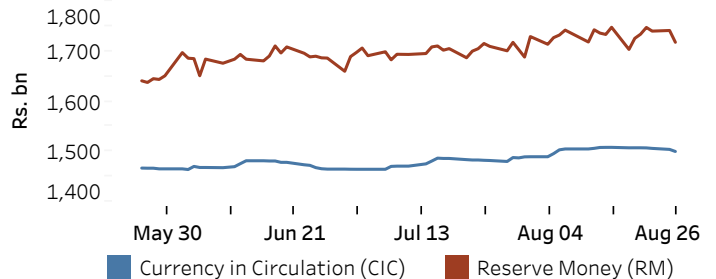
	TT Buying ^(a) (Rs. Per Unit)	TT Selling ^(a) (Rs. Per Unit)
26-Aug-25		
USD	298.4738	306.0118
GBP	400.8117	413.3115
EUR	345.8899	357.4626
JPY	2.0149	2.0842

Indicative Rate of the USD/LKR Spot Exchange Rate



Currency and Reserve Money

	(Rs.mn) 25-Aug-25	26-Aug-25
Currency in Circulation	1,504,393.87	1,500,248.94
Reserve Money	1,741,397.72	1,717,852.67



Source: Central Bank of Sri Lanka

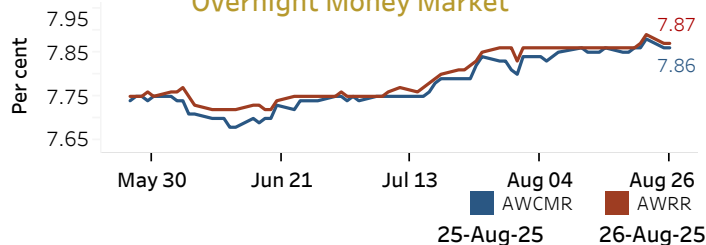
Money Market

Policy Rate(OPR): 7.75%

SRR: 2.00%

Weekly AWPR: 8.07%

Overnight Money Market



Overnight Liquidity (Rs. bn) 111.58 135.70

Yield Rates of T-Bills

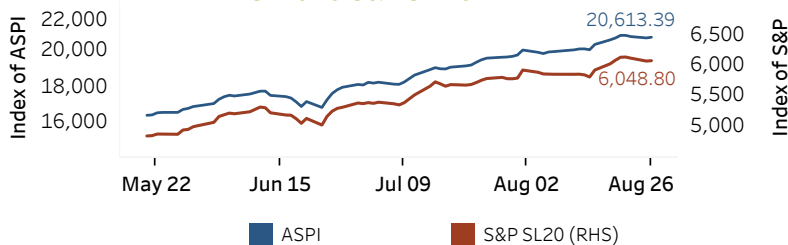
(per cent)

	Primary Market 20-Aug-25	Secondary Market 26-Aug-25 ^(b)
91 Day	7.59	-
182 Day	7.89	8.03
364 Day	8.03	-

Source: Central Bank of Sri Lanka

Share Market

ASPI and S&P SL 20



26-Aug-25

Daily Turnover (Rs. mn)	5,148.15
Market Capitalization (Rs. bn)	7,259.62
PE Ratio	9.63

Foreign Purchases and Sales

(Rs. mn)

Foreign Purchases	519.52
Foreign Sales	463.39

Source: Colombo Stock Exchange

Energy

CPC Local Prices (LKR per Litre): Petrol (92 octane): 305.00

Auto Diesel: 289.00

Kerosene: 185.00

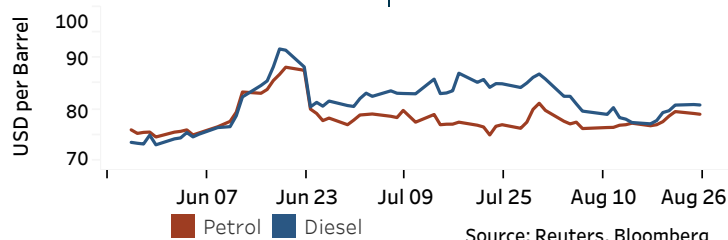
Global Petroleum Products

(USD per Barrel)

Crude Oil

Refined (Singapore Platts)

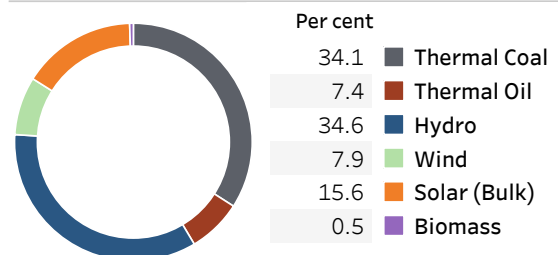
27-Aug-25 ^(c)			25-Aug-25			26-Aug-25		
Brent	WTI	OPEC				Petrol	Diesel	Kerosene
67.17	63.18	70.45				79.05	80.86	85.36



Source: Reuters, Bloomberg

Electricity Generation

	25-Aug-25	26-Aug-25
Total Energy (GWh)	53.40	54.98
Peak Demand (MW)	2,808.10	2,817.90



Source: Ceylon Electricity Board

(a) The average buying and selling exchange rates are calculated based on the quotes provided at 9.30 AM on daily basis for Telegraphic Transfers (TT) for designated foreign currencies by the selected Licensed Banks (b) Based on actual transactions above Rs. 50 mn reported up to 4.00 PM (c) Updated at 8.00 AM

Published on 27-Aug-2025