

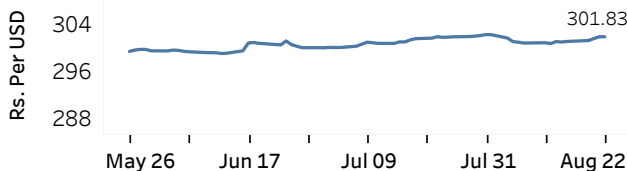


Real GDP Growth: 2025 Q1 4.8% NCPI Y-o-Y Change: July 0.7% CCPI Y-o-Y Change: July -0.3%

Exchange Rates

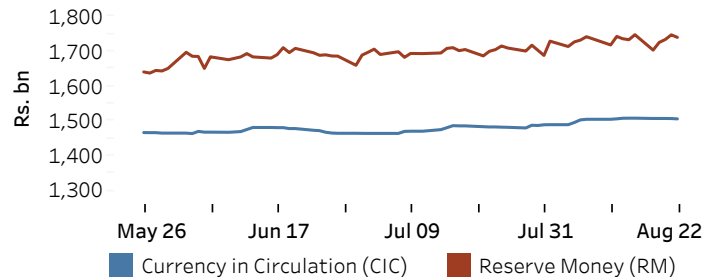
	TT Buying ^(a) (Rs. Per Unit)	TT Selling ^(a) (Rs. Per Unit)
22-Aug-25		
USD	298.1279	305.6536
GBP	398.6573	411.2259
EUR	344.6070	356.1544
JPY	1.9979	2.0680

Indicative Rate of the USD/LKR Spot Exchange Rate



Currency and Reserve Money

	(Rs.mn) 21-Aug-25	22-Aug-25
Currency in Circulation	1,507,393.37	1,506,395.39
Reserve Money	1,747,459.75	1,740,155.53



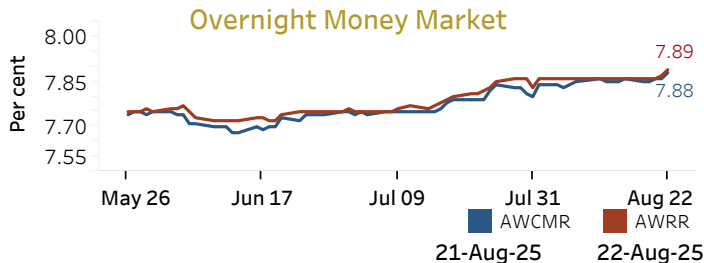
Source: Central Bank of Sri Lanka

Money Market

Policy Rate(OPR): 7.75%

SRR: 2.00%

Weekly AWPR: 8.07%



Overnight Liquidity (Rs. bn) 106.06 116.40

Yield Rates of T-Bills

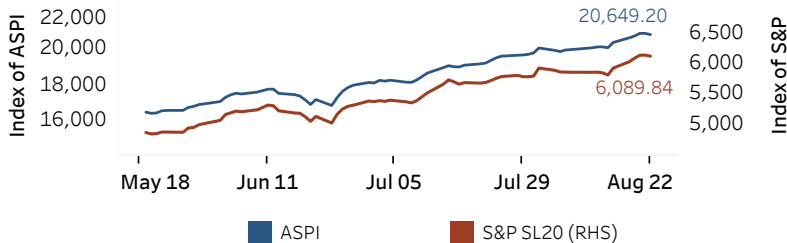
(per cent)

	Primary Market 20-Aug-25	Secondary Market 22-Aug-25 ^(b)
91 Day	7.59	-
182 Day	7.89	7.96
364 Day	8.03	-

Source: Central Bank of Sri Lanka

Share Market

ASPI and S&P SL 20



22-Aug-25

Daily Turnover (Rs. mn)	5,093.24
Market Capitalization (Rs. bn)	7,264.17
PE Ratio	9.63

Foreign Purchases and Sales

(Rs. mn)

Foreign Purchases	89.07
Foreign Sales	58.14

Source: Colombo Stock Exchange

Energy

CPC Local Prices (LKR per Litre): Petrol (92 octane): 305.00

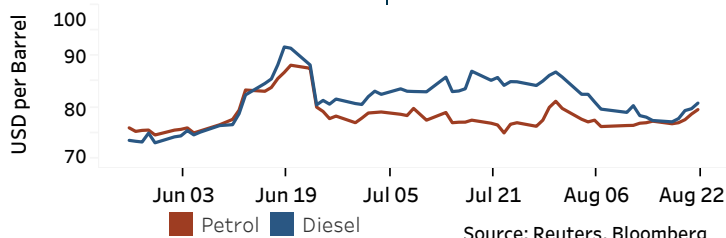
Auto Diesel: 289.00

Kerosene: 185.00

Global Petroleum Products

(USD per Barrel)

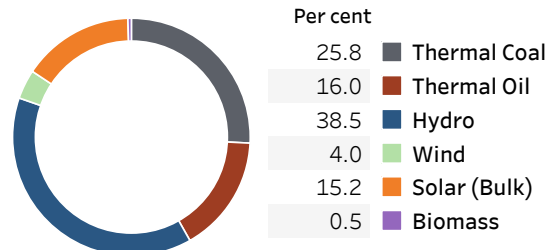
Crude Oil			Refined (Singapore Platts)		
25-Aug-25 ^(c)	21-Aug-25		22-Aug-25		
Brent	WTI	OPEC	Petrol	Diesel	Kerosene
67.66	63.61	70.01	79.57	80.84	85.15



Source: Reuters, Bloomberg

Electricity Generation

	21-Aug-25	22-Aug-25
Total Energy (GWh)	54.12	54.88
Peak Demand (MW)	2,785.80	2,772.00



Source: Ceylon Electricity Board

(a) The average buying and selling exchange rates are calculated based on the quotes provided at 9.30 AM on daily basis for Telegraphic Transfers (TT) for designated foreign currencies by the selected Licensed Banks (b) Based on actual transactions above Rs. 50 mn reported up to 4.00 PM (c) Updated at 8.00 AM

Published on 25-Aug-2025