

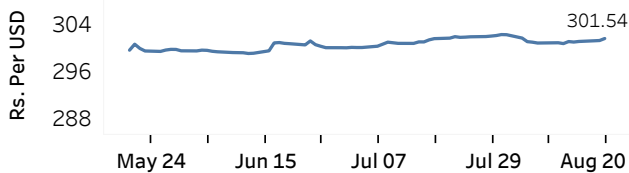


Real GDP Growth: 2025 Q1 4.8% NCPI Y-o-Y Change: June 0.3% CCPI Y-o-Y Change: July -0.3%

Exchange Rates

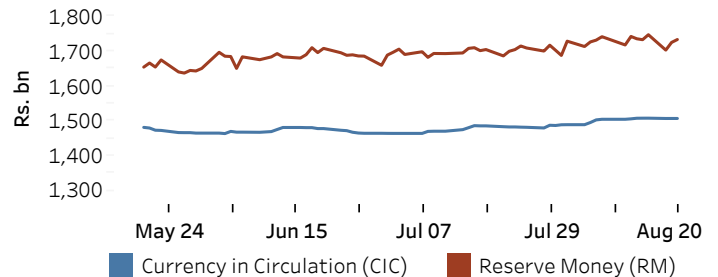
	TT Buying ^(a) (Rs. Per Unit)	TT Selling ^(a) (Rs. Per Unit)
20-Aug-25		
USD	297.7433	305.2961
GBP	399.9580	412.6345
EUR	345.0919	356.5417
JPY	2.0091	2.0794

Indicative Rate of the USD/LKR Spot Exchange Rate



Currency and Reserve Money

	(Rs.mn) 19-Aug-25	20-Aug-25
Currency in Circulation	1,507,602.73	1,507,599.53
Reserve Money	1,725,728.93	1,734,047.06



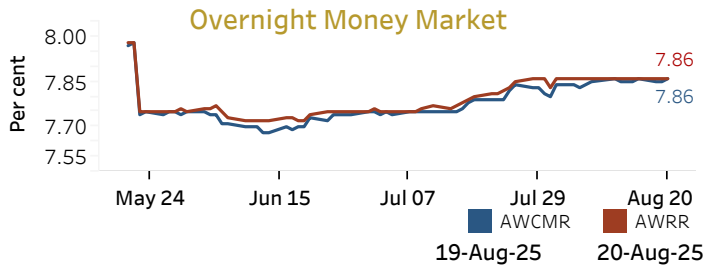
Source: Central Bank of Sri Lanka

Money Market

Policy Rate(OPR): 7.75%

SRR: 2.00%

Weekly AWPR: 8.09%



Overnight Liquidity (Rs. bn) 115.96 105.85

Yield Rates of T-Bills

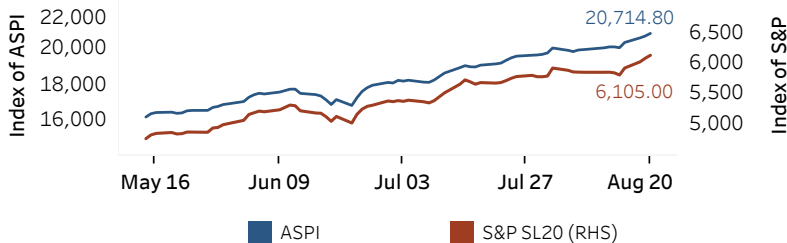
(per cent)

	Primary Market 20-Aug-25	Secondary Market 20-Aug-25 ^(b)
91 Day	7.59	7.68
182 Day	7.89	7.93
364 Day	8.03	8.03

Source: Central Bank of Sri Lanka

Share Market

ASPI and S&P SL 20



20-Aug-25

Daily Turnover (Rs. mn)	11,141.70
Market Capitalization (Rs. bn)	7,270.42
PE Ratio	9.64

Foreign Purchases and Sales

(Rs. mn)

Foreign Purchases	305.57
Foreign Sales	1,400.48

Source: Colombo Stock Exchange

Energy

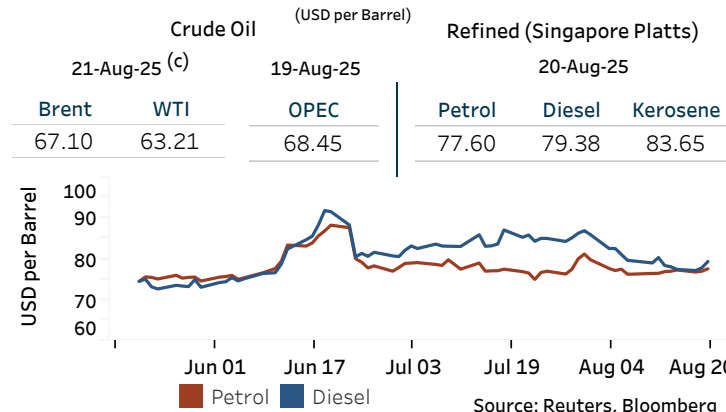
CPC Local Prices (LKR per Litre): Petrol (92 octane): 305.00

Auto Diesel: 289.00

Kerosene: 185.00

Global Petroleum Products

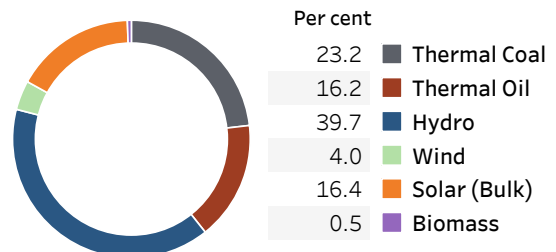
(USD per Barrel)



Source: Reuters, Bloomberg

Electricity Generation

	19-Aug-25	20-Aug-25
Total Energy (GWh)	53.01	54.28
Peak Demand (MW)	2,757.80	2,783.80



Source: Ceylon Electricity Board

(a) The average buying and selling exchange rates are calculated based on the quotes provided at 9.30 AM on daily basis for Telegraphic Transfers (TT) for designated foreign currencies by the selected Licensed Banks (b) Based on actual transactions above Rs. 50 mn reported up to 4.00 PM (c) Updated at 8.00 AM

Published on 21-Aug-2025