

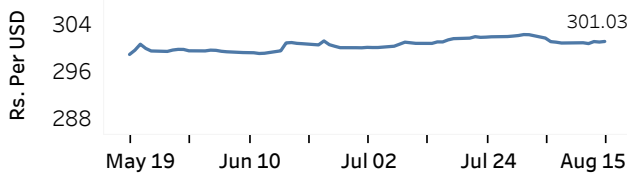


Real GDP Growth: 2025 Q1 4.8% NCPI Y-o-Y Change: June 0.3% CCPI Y-o-Y Change: July -0.3%

Exchange Rates

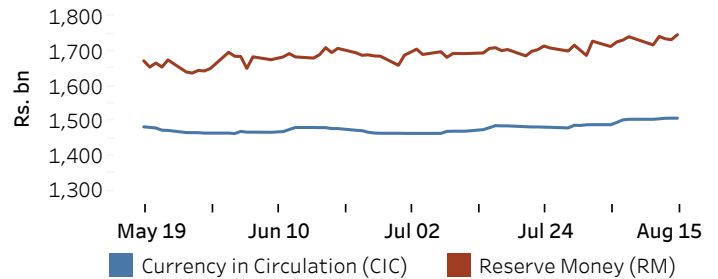
15-Aug-25	TT Buying ^(a)	TT Selling ^(a)
	(Rs. Per Unit)	(Rs. Per Unit)
USD	297.3496	304.8688
GBP	401.5280	414.1778
EUR	345.4080	356.7873
JPY	2.0098	2.0803

Indicative Rate of the USD/LKR Spot Exchange Rate



Currency and Reserve Money

	(Rs.mn) 14-Aug-25	15-Aug-25
Currency in Circulation	1,508,420.80	1,508,471.00
Reserve Money	1,733,505.76	1,747,801.10



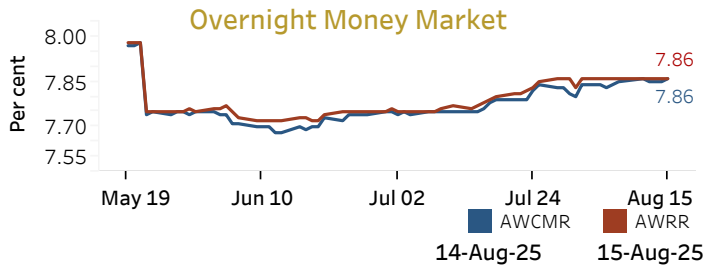
Source: Central Bank of Sri Lanka

Money Market

Policy Rate(OPR): 7.75%

SRR: 2.00%

Weekly AWPR: 8.09%



Overnight Liquidity (Rs. bn) 118.16 88.33

Yield Rates of T-Bills

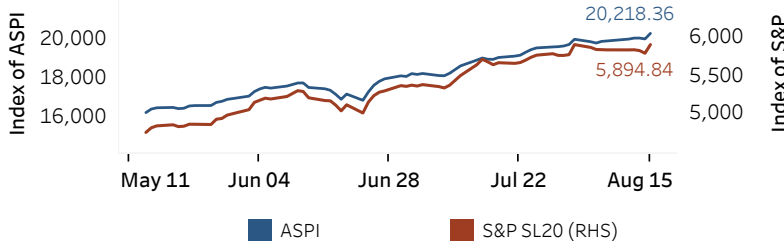
(per cent)

	Primary Market 13-Aug-25	Secondary Market 15-Aug-25 ^(b)
91 Day	7.60	7.50
182 Day	7.90	-
364 Day	8.03	-

Source: Central Bank of Sri Lanka

Share Market

ASPI and S&P SL 20



15-Aug-25

Daily Turnover (Rs. mn)	9,540.01
Market Capitalization (Rs. bn)	7,121.51
PE Ratio	9.44

Foreign Purchases and Sales

(Rs. mn)

Foreign Purchases	189.78
Foreign Sales	208.54

Source: Colombo Stock Exchange

Energy

CPC Local Prices (LKR per Litre): Petrol (92 octane): 305.00

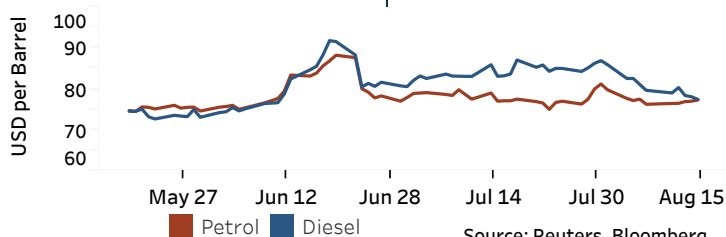
Auto Diesel: 289.00

Kerosene: 185.00

Global Petroleum Products

(USD per Barrel)

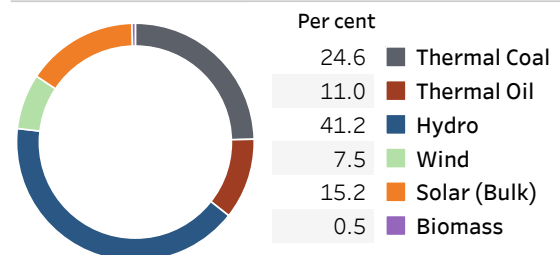
Crude Oil			Refined (Singapore Platts)		
18-Aug-25 ^(c)		13-Aug-25	15-Aug-25		
Brent	WTI	OPEC	Petrol	Diesel	Kerosene
65.78	62.80	67.83	77.30	77.43	82.44



Source: Reuters, Bloomberg

Electricity Generation

	14-Aug-25	15-Aug-25
Total Energy (GWh)	52.22	52.19
Peak Demand (MW)	2,679.30	2,628.60



Source: Ceylon Electricity Board

(a) The average buying and selling exchange rates are calculated based on the quotes provided at 9.30 AM on daily basis for Telegraphic Transfers (TT) for designated foreign currencies by the selected Licensed Banks (b) Based on actual transactions above Rs. 50 mn reported up to 4.00 PM (c) Updated at 8.00 AM

Published on 18-Aug-2025