

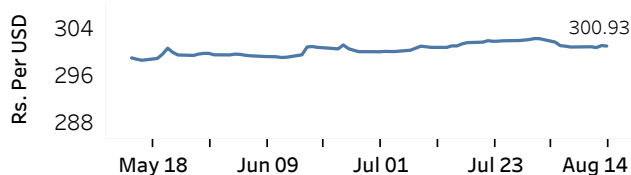


Real GDP Growth: 2025 Q1 4.8% NCPI Y-o-Y Change: June 0.3% CCPI Y-o-Y Change: July -0.3%

Exchange Rates

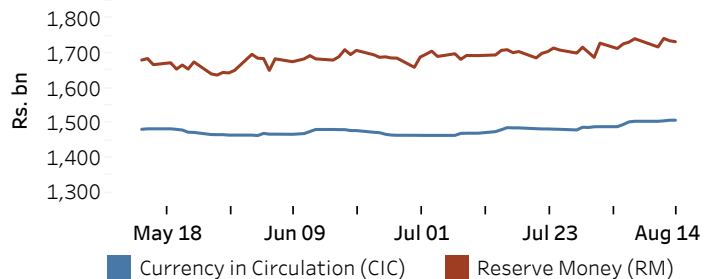
	TT Buying ^(a) (Rs. Per Unit)	TT Selling ^(a) (Rs. Per Unit)
14-Aug-25		
USD	297.1871	304.6897
GBP	401.9383	415.0500
EUR	346.0537	358.1781
JPY	2.0179	2.0888

Indicative Rate of the USD/LKR Spot Exchange Rate



Currency and Reserve Money

	(Rs.mn) 13-Aug-25	14-Aug-25
Currency in Circulation	1,508,254.79	1,508,420.80
Reserve Money	1,736,199.50	1,733,505.76



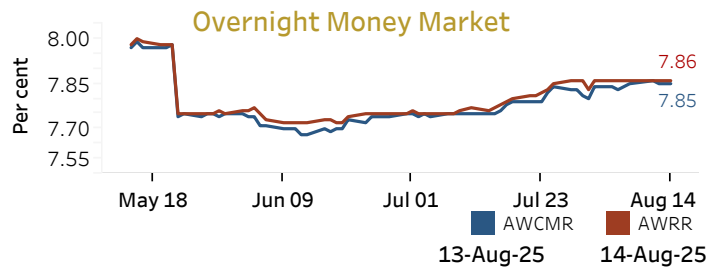
Source: Central Bank of Sri Lanka

Money Market

Policy Rate(OPR): 7.75%

SRR: 2.00%

Weekly AWPR: 8.25%



Overnight Liquidity (Rs. bn) 108.18 118.16

Yield Rates of T-Bills

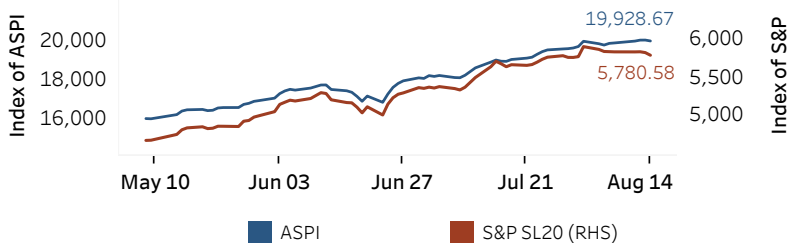
(per cent)

	Primary Market 13-Aug-25	Secondary Market 14-Aug-25 ^(b)
91 Day	7.60	7.50
182 Day	7.90	7.93
364 Day	8.03	8.03

Source: Central Bank of Sri Lanka

Share Market

ASPI and S&P SL 20



14-Aug-25

Daily Turnover (Rs. mn)	7,065.91
Market Capitalization (Rs. bn)	7,009.42
PE Ratio	9.30

Foreign Purchases and Sales

(Rs. mn)

Foreign Purchases	60.50
Foreign Sales	88.99

Source: Colombo Stock Exchange

Energy

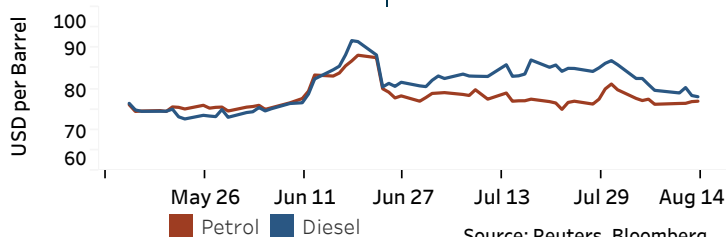
CPC Local Prices (LKR per Litre): Petrol (92 octane): 305.00

Auto Diesel: 289.00

Kerosene: 185.00

Global Petroleum Products

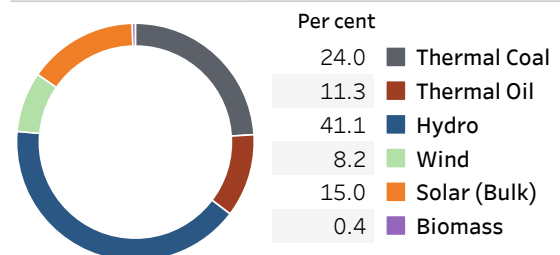
Crude Oil (USD per Barrel)			Refined (Singapore Platts)		
15-Aug-25 ^(c)			14-Aug-25		
Brent	WTI	OPEC	Petrol	Diesel	Kerosene
66.78	63.87	67.83	77.00	78.09	82.89



Source: Reuters, Bloomberg

Electricity Generation

	13-Aug-25	14-Aug-25
Total Energy (GWh)	52.09	52.22
Peak Demand (MW)	2,682.10	2,679.30



Source: Ceylon Electricity Board

(a) The average buying and selling exchange rates are calculated based on the quotes provided at 9.30 AM on daily basis for Telegraphic Transfers (TT) for designated foreign currencies by the selected Licensed Banks (b) Based on actual transactions above Rs. 50 mn reported up to 4.00 PM (c) Updated at 8.00 AM

Published on 15-Aug-2025