

# Daily Economic Indicators

21 July 2025



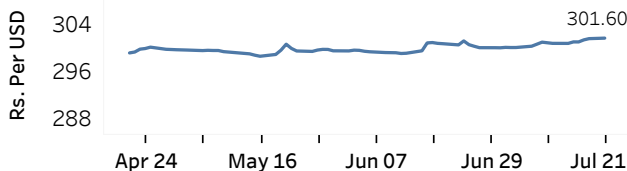
Central Bank of Sri Lanka  
Statistics Department

Real GDP Growth: 2025 Q1 4.8% NCPI Y-o-Y Change: June 0.3% CCPI Y-o-Y Change: June -0.6%

## Exchange Rates

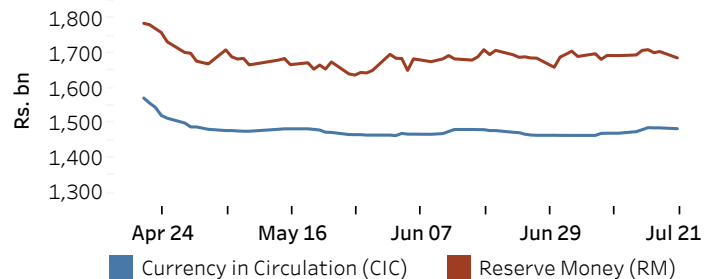
	TT Buying <sup>(a)</sup> (Rs. Per Unit)	TT Selling <sup>(a)</sup> (Rs. Per Unit)
21-Jul-25		
USD	297.8802	305.4198
GBP	398.1249	411.2192
EUR	344.5595	356.5625
JPY	1.9963	2.0680

### Indicative Rate of the USD/LKR Spot Exchange Rate



## Currency and Reserve Money

	(Rs.mn) 18-Jul-25	21-Jul-25
Currency in Circulation	1,486,358.50	1,483,984.91
Reserve Money	1,705,264.17	1,687,055.56



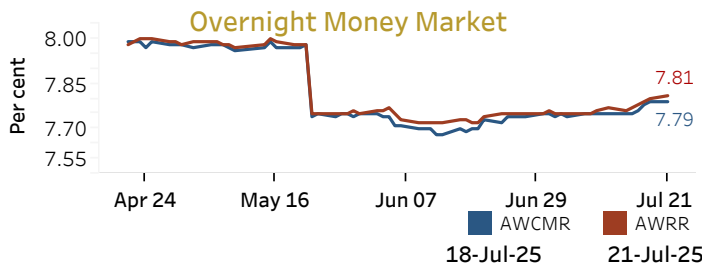
Source: Central Bank of Sri Lanka

## Money Market

Policy Rate(OPR): 7.75%

SRR: 2.00%

Weekly AWPR: 8.01%



### Yield Rates of T-Bills

(per cent)

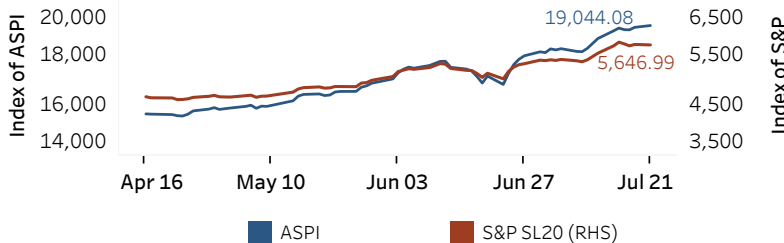
	Primary Market 16-Jul-25	Secondary Market 21-Jul-25 <sup>(b)</sup>
91 Day	7.62	-
182 Day	7.91	7.86
364 Day	8.04	8.05

Source: Central Bank of Sri Lanka

Overnight Liquidity (Rs. bn) 87.01 103.93

## Share Market

### ASPI and S&P SL 20



### 21-Jul-25

Daily Turnover (Rs. mn)	5,390.65
Market Capitalization (Rs. bn)	6,742.09
PE Ratio	8.94

### Foreign Purchases and Sales

(Rs. mn)

Foreign Purchases	70.56
Foreign Sales	191.92

Source: Colombo Stock Exchange

## Energy

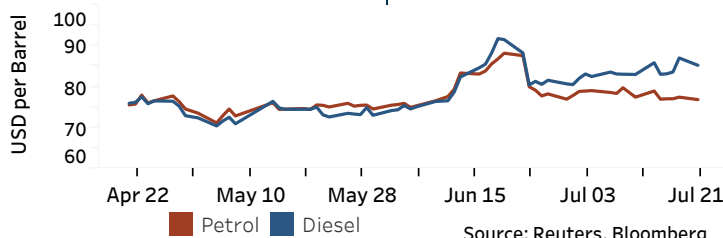
CPC Local Prices (LKR per Litre): Petrol (92 octane): 305.00

Auto Diesel: 289.00

Kerosene: 185.00

### Global Petroleum Products

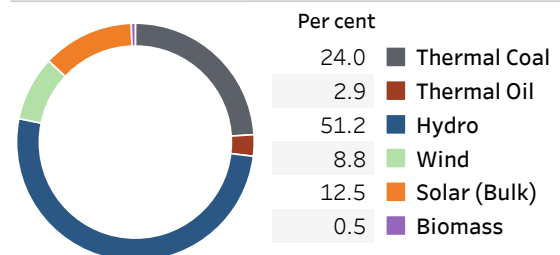
Crude Oil (USD per Barrel)			Refined (Singapore Platts)		
22-Jul-25 <sup>(c)</sup>	18-Jul-25		21-Jul-25		
Brent	WTI	OPEC	Petrol	Diesel	Kerosene
68.63	66.70	70.97	76.90	85.29	87.64



Source: Reuters, Bloomberg

### Electricity Generation

	20-Jul-25	21-Jul-25
Total Energy (GWh)	42.58	49.40
Peak Demand (MW)	2,246.40	2,575.80



Source: Ceylon Electricity Board

(a) The average buying and selling exchange rates are calculated based on the quotes provided at 9.30 AM on daily basis for Telegraphic Transfers (TT) for designated foreign currencies by the selected Licensed Banks (b) Based on actual transactions above Rs. 50 mn reported up to 4.00 PM (c) Updated at 8.00 AM

Published on 22-Jul-2025