

Daily Economic Indicators

14 July 2025



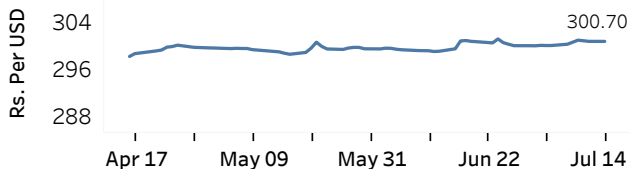
Central Bank of Sri Lanka
Statistics Department

Real GDP Growth: 2025 Q1 4.8% NCPI Y-o-Y Change: May 0.6% CCPI Y-o-Y Change: June -0.6%

Exchange Rates

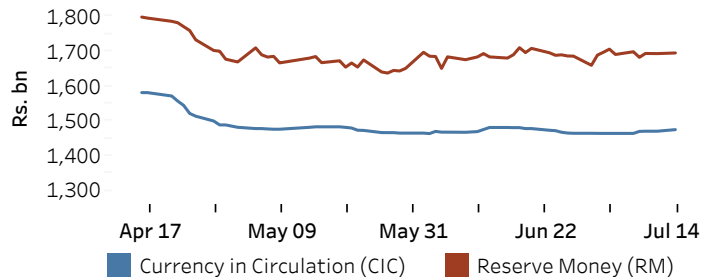
	TT Buying ^(a) (Rs. Per Unit)	TT Selling ^(a) (Rs. Per Unit)
14-Jul-25		
USD	297.1393	304.7196
GBP	399.0959	412.2590
EUR	345.4410	357.4812
JPY	2.0081	2.0803

Indicative Rate of the USD/LKR Spot Exchange Rate



Currency and Reserve Money

	(Rs.mn)	11-Jul-25	14-Jul-25
Currency in Circulation		1,471,058.74	1,475,558.76
Reserve Money		1,693,668.91	1,695,462.99



Source: Central Bank of Sri Lanka

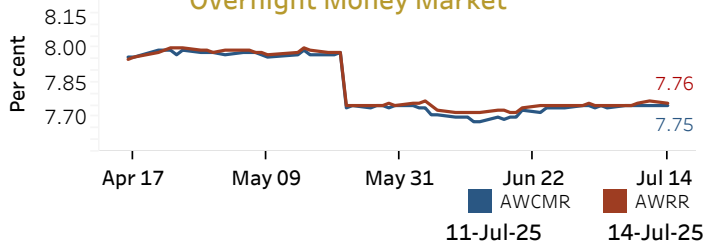
Money Market

Policy Rate(OPR): 7.75%

SRR: 2.00%

Weekly AWPR: 7.88%

Overnight Money Market



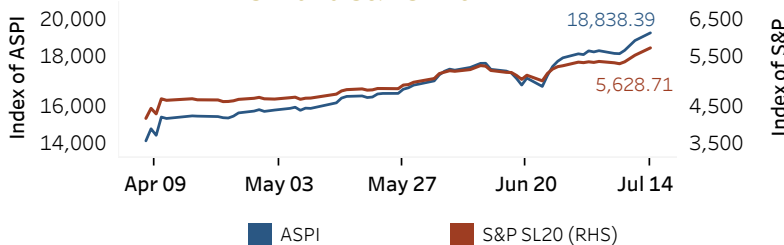
Yield Rates of T-Bills

	Primary Market 08-Jul-25	Secondary Market 14-Jul-25 ^(b)
91 Day	7.60	7.58
182 Day	7.84	-
364 Day	7.99	-

Source: Central Bank of Sri Lanka

Share Market

ASPI and S&P SL 20



14-Jul-25

Daily Turnover (Rs. mn)	9,496.90
Market Capitalization (Rs. bn)	6,657.93
PE Ratio	8.83

Foreign Purchases and Sales

Foreign Purchases	148.65
Foreign Sales	476.64

Source: Colombo Stock Exchange

Energy

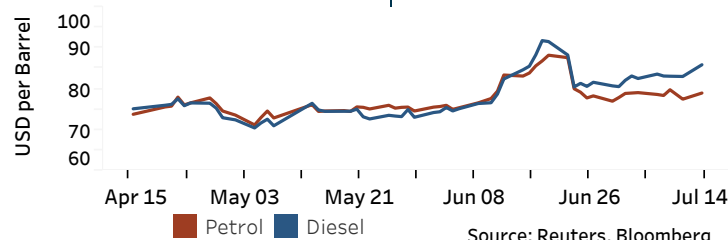
CPC Local Prices (LKR per Litre): Petrol (92 octane): 305.00

Auto Diesel: 289.00

Kerosene: 185.00

Global Petroleum Products

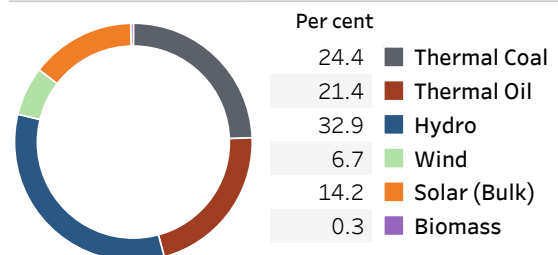
Crude Oil (USD per Barrel)			Refined (Singapore Platts)		
15-Jul-25 ^(c)	11-Jul-25		14-Jul-25		
Brent	WTI	OPEC	Petrol	Diesel	Kerosene
69.06	66.76	70.77	79.00	85.92	88.74



Source: Reuters, Bloomberg

Electricity Generation

	13-Jul-25	14-Jul-25
Total Energy (GWh)	46.59	53.26
Peak Demand (MW)	2,436.80	2,750.00



Source: Ceylon Electricity Board

(a) The average buying and selling exchange rates are calculated based on the quotes provided at 9.30 AM on daily basis for Telegraphic Transfers (TT) for designated foreign currencies by the selected Licensed Banks (b) Based on actual transactions above Rs. 50 mn reported up to 4.00 PM (c) Updated at 8.00 AM

Published on 15-Jul-2025