

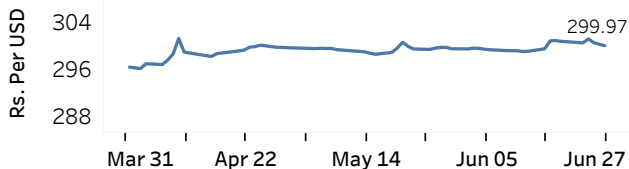


Real GDP Growth: 2025 Q1 4.8% NCPI Y-o-Y Change: May 0.6% CCPI Y-o-Y Change: May -0.7%

Exchange Rates

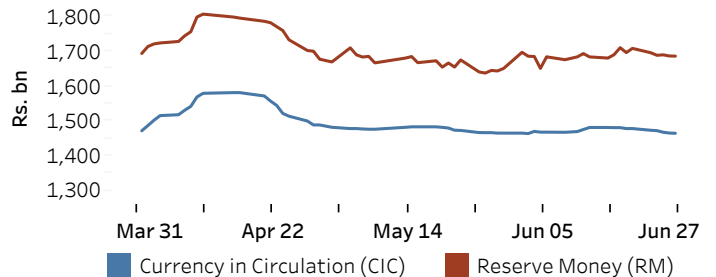
	TT Buying ^(a) (Rs. Per Unit)	TT Selling ^(a) (Rs. Per Unit)
27-Jun-25		
USD	295.8606	304.1884
GBP	405.2219	419.4692
EUR	344.5227	357.4869
JPY	2.0399	2.1180

Indicative Rate of the USD/LKR Spot Exchange Rate



Currency and Reserve Money

	(Rs.mn) 26-Jun-25	27-Jun-25
Currency in Circulation	1,465,839.90	1,465,108.04
Reserve Money	1,686,868.45	1,686,410.16



Source: Central Bank of Sri Lanka

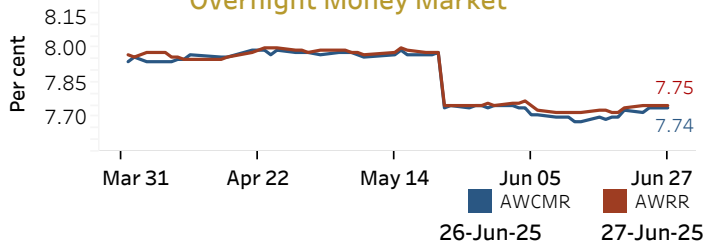
Money Market

Policy Rate(OPR): 7.75%

SRR: 2.00%

Weekly AWPR: 8.17%

Overnight Money Market



Overnight Liquidity (Rs. bn) 123.53 128.78

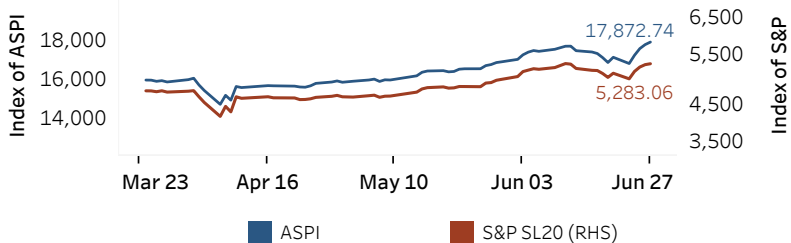
Yield Rates of T-Bills

	Primary Market 25-Jun-25	Secondary Market 27-Jun-25 ^(b)
91 Day	7.55	7.25
182 Day	7.75	-
364 Day	7.94	7.90

Source: Central Bank of Sri Lanka

Share Market

ASPI and S&P SL 20



27-Jun-25

Daily Turnover (Rs. mn)	5,135.97
Market Capitalization (Rs. bn)	6,390.82
PE Ratio	8.48

Foreign Purchases and Sales

	(Rs. mn)
Foreign Purchases	128.92
Foreign Sales	570.39

Source: Colombo Stock Exchange

Energy

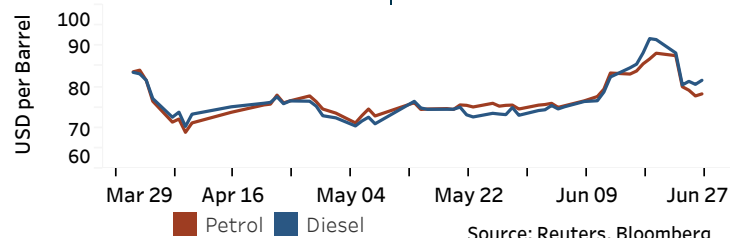
CPC Local Prices (LKR per Litre): Petrol (92 octane): 293.00

Auto Diesel: 274.00

Kerosene: 178.00

Global Petroleum Products

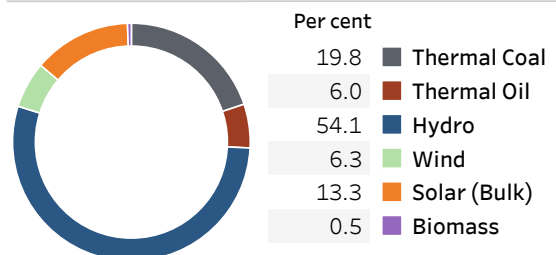
Crude Oil (USD per Barrel)			Refined (Singapore Platts)		
30-Jun-25 ^(c)	26-Jun-25		27-Jun-25		
Brent	WTI	OPEC	Petrol	Diesel	Kerosene
67.50	65.12	68.13	78.30	81.63	85.39



Source: Reuters, Bloomberg

Electricity Generation

	26-Jun-25	27-Jun-25
Total Energy (GWh)	50.43	50.92
Peak Demand (MW)	2,659.40	2,640.20



Source: Ceylon Electricity Board

(a) The average buying and selling exchange rates are calculated based on the quotes provided at 9.30 AM on daily basis for Telegraphic Transfers (TT) for designated foreign currencies by the selected Licensed Banks (b) Based on actual transactions above Rs. 50 mn reported up to 4.00 PM (c) Updated at 8.00 AM

Published on 30-Jun-2025