

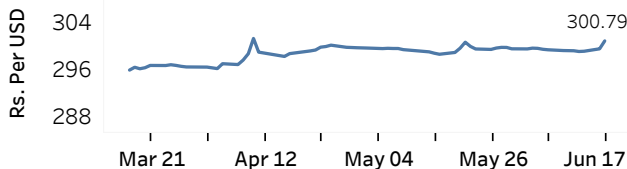


Real GDP Growth: 2025 Q1 4.8% NCPI Y-o-Y Change: April -0.8% CCPI Y-o-Y Change: May -0.7%

Exchange Rates

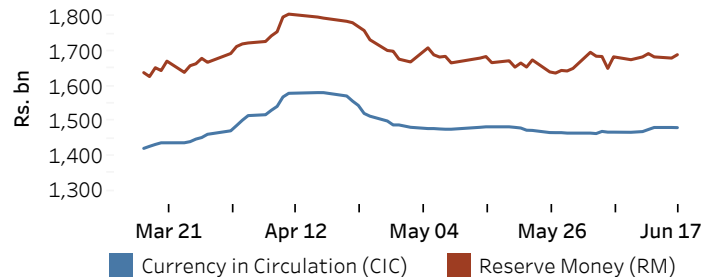
	TT Buying ^(a) (Rs. Per Unit)	TT Selling ^(a) (Rs. Per Unit)
17-Jun-25		
USD	296.8621	305.2326
GBP	401.4903	415.6903
EUR	341.6484	354.3567
JPY	2.0413	2.1184

Indicative Rate of the USD/LKR Spot Exchange Rate



Currency and Reserve Money

	(Rs.mn)	16-Jun-25	17-Jun-25
Currency in Circulation		1,481,746.03	1,481,302.71
Reserve Money		1,680,785.27	1,690,527.92



Source: Central Bank of Sri Lanka

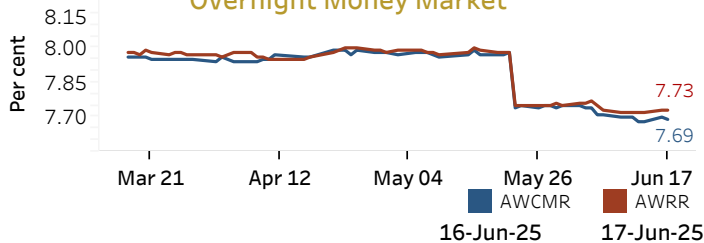
Money Market

Policy Rate(OPR): 7.75%

SRR: 2.00%

Weekly AWPR: 8.21%

Overnight Money Market



Yield Rates of T-Bills

(per cent)

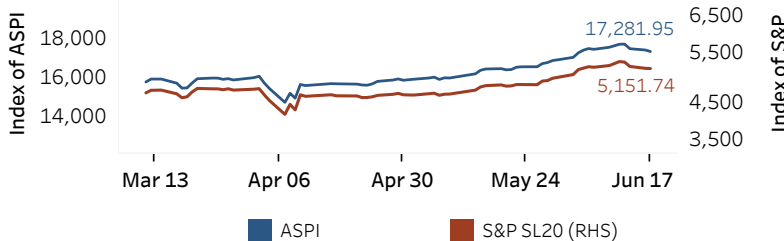
	Primary Market 11-Jun-25	Secondary Market 17-Jun-25 ^(b)
91 Day	7.55	-
182 Day	7.72	-
364 Day	7.94	8.00

Source: Central Bank of Sri Lanka

Overnight Liquidity (Rs. bn) 131.87 122.38

Share Market

ASPI and S&P SL 20



17-Jun-25

Daily Turnover (Rs. mn)	6,810.35
Market Capitalization (Rs. bn)	6,192.27
PE Ratio	8.40

Foreign Purchases and Sales

(Rs. mn)

Foreign Purchases	374.84
Foreign Sales	490.56

Source: Colombo Stock Exchange

Energy

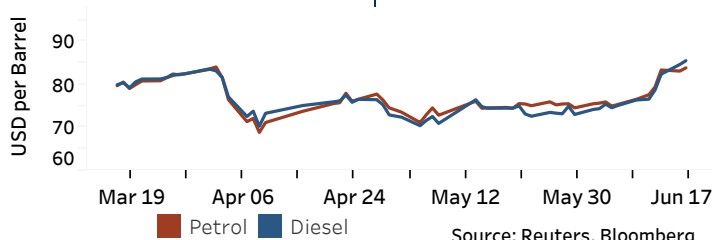
CPC Local Prices (LKR per Litre): Petrol (92 octane): 293.00

Auto Diesel: 274.00

Kerosene: 178.00

Global Petroleum Products

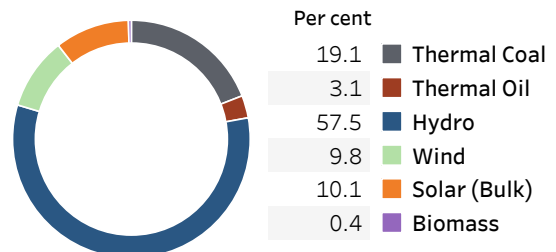
Crude Oil (USD per Barrel)			Refined (Singapore Platts)		
18-Jun-25 ^(c)	16-Jun-25		17-Jun-25		
Brent	WTI	OPEC	Petrol	Diesel	Kerosene
76.38	74.90	73.15	83.90	85.57	89.35



Source: Reuters, Bloomberg

Electricity Generation

	16-Jun-25	17-Jun-25
Total Energy (GWh)	46.63	47.12
Peak Demand (MW)	2,421.30	2,518.10



Source: Ceylon Electricity Board

(a) The average buying and selling exchange rates are calculated based on the quotes provided at 9.30 AM on daily basis for Telegraphic Transfers (TT) for designated foreign currencies by the selected Licensed Banks (b) Based on actual transactions above Rs. 50 mn reported up to 4.00 PM (c) Updated at 8.00 AM

Published on 18-Jun-2025