

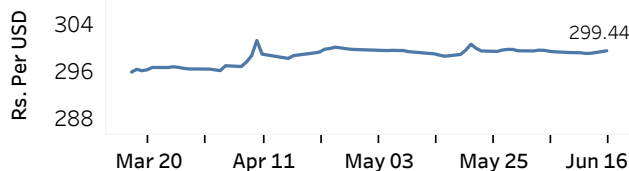


Real GDP Growth: 2025 Q1 4.8% NCPI Y-o-Y Change: April -0.8% CCPI Y-o-Y Change: May -0.7%

Exchange Rates

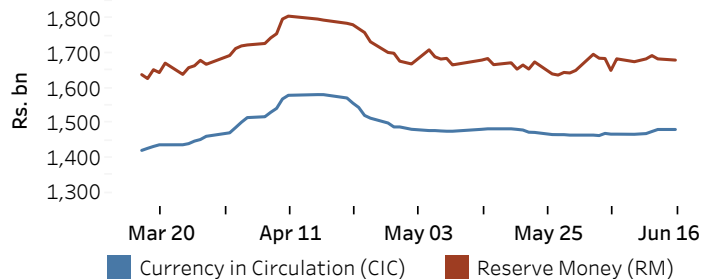
	TT Buying ^(a) (Rs. Per Unit)	TT Selling ^(a) (Rs. Per Unit)
16-Jun-25		
USD	295.7511	304.0563
GBP	399.2764	413.3993
EUR	339.3972	352.2214
JPY	2.0386	2.1168

Indicative Rate of the USD/LKR Spot Exchange Rate



Currency and Reserve Money

	(Rs.mn) 13-Jun-25	16-Jun-25
Currency in Circulation	1,481,746.03	1,481,746.03
Reserve Money	1,684,189.14	1,680,785.27



Source: Central Bank of Sri Lanka

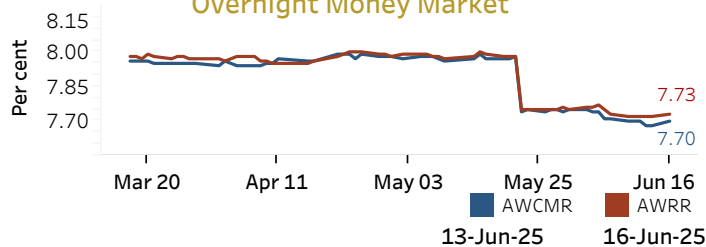
Money Market

Policy Rate(OPR): 7.75%

SRR: 2.00%

Weekly AWPR: 8.21%

Overnight Money Market



Overnight Liquidity (Rs. bn) 187.53 131.87

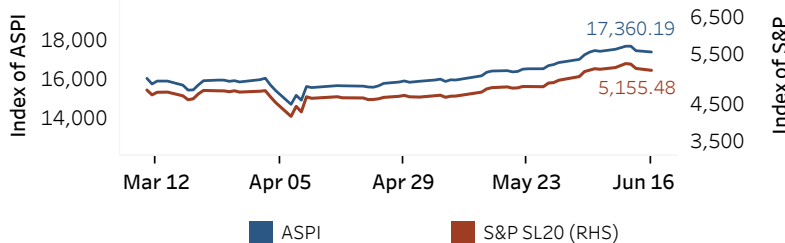
Yield Rates of T-Bills

	Primary Market 11-Jun-25	Secondary Market 16-Jun-25 ^(b)
91 Day	7.55	-
182 Day	7.72	7.65
364 Day	7.94	-

Source: Central Bank of Sri Lanka

Share Market

ASPI and S&P SL 20



16-Jun-25

Daily Turnover (Rs. mn)	3,149.49
Market Capitalization (Rs. bn)	6,229.20
PE Ratio	8.45

Foreign Purchases and Sales

	(Rs. mn)
Foreign Purchases	89.84
Foreign Sales	167.90

Source: Colombo Stock Exchange

Energy

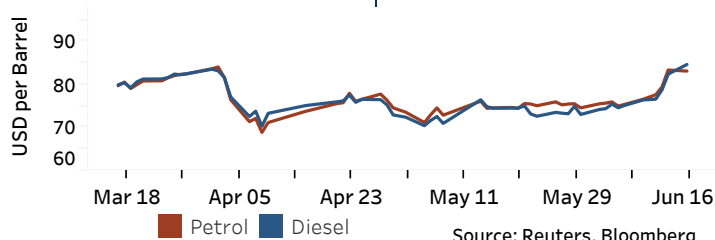
CPC Local Prices (LKR per Litre): Petrol (92 octane): 293.00

Auto Diesel: 274.00

Kerosene: 178.00

Global Petroleum Products

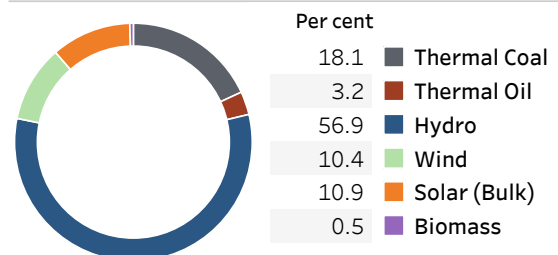
Crude Oil (USD per Barrel)			Refined (Singapore Platts)		
17-Jun-25 ^(c)	13-Jun-25		16-Jun-25		
Brent	WTI	OPEC	Petrol	Diesel	Kerosene
74.66	73.37	73.34	83.15	84.68	88.40



Source: Reuters, Bloomberg

Electricity Generation

	15-Jun-25	16-Jun-25
Total Energy (GWh)	39.49	46.63
Peak Demand (MW)	2,175.60	2,421.30



Source: Ceylon Electricity Board

(a) The average buying and selling exchange rates are calculated based on the quotes provided at 9.30 AM on daily basis for Telegraphic Transfers (TT) for designated foreign currencies by the selected Licensed Banks (b) Based on actual transactions above Rs. 50 mn reported up to 4.00 PM (c) Updated at 8.00 AM

Published on 17-Jun-2025