



Real GDP Growth: 2024 5.0%

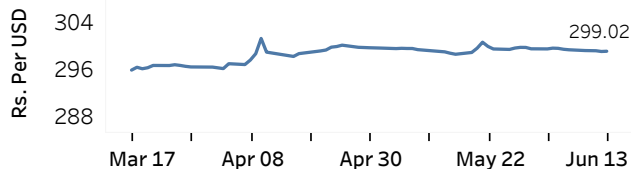
NCPI Y-o-Y Change: April -0.8%

CCPI Y-o-Y Change: May -0.7%

Exchange Rates

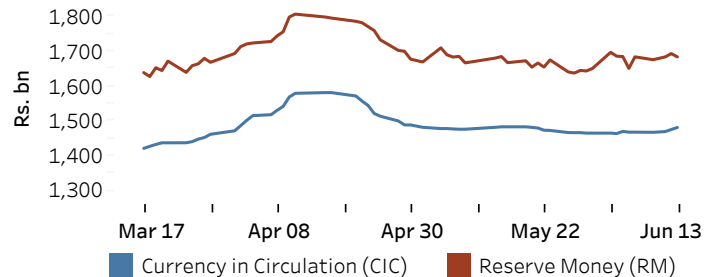
	TT Buying ^(a) (Rs. Per Unit)	TT Selling ^(a) (Rs. Per Unit)
13-Jun-25		
USD	294.9918	303.2999
GBP	398.3928	412.6585
EUR	338.8181	351.5772
JPY	2.0494	2.1279

Indicative Rate of the USD/LKR Spot Exchange Rate



Currency and Reserve Money

	(Rs.mn) 12-Jun-25	13-Jun-25
Currency in Circulation	1,475,944.83	1,481,746.03
Reserve Money	1,693,716.08	1,684,189.14



Source: Central Bank of Sri Lanka

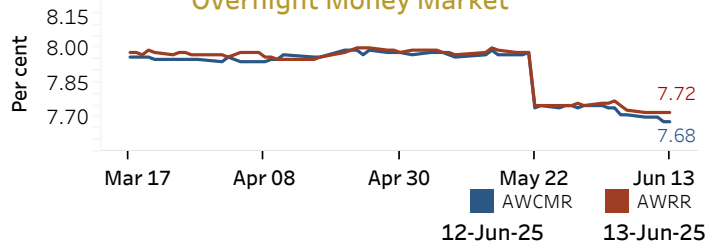
Money Market

Policy Rate(OPR): 7.75%

SRR: 2.00%

Weekly AWPR: 8.21%

Overnight Money Market



Overnight Liquidity (Rs. bn) 178.56 187.53

Yield Rates of T-Bills

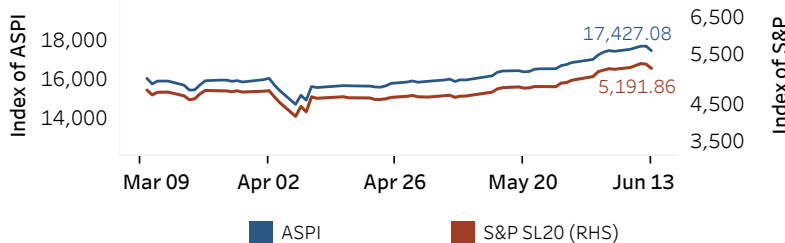
(per cent)

	Primary Market 11-Jun-25	Secondary Market 13-Jun-25 ^(b)
91 Day	7.55	-
182 Day	7.72	7.70
364 Day	7.94	-

Source: Central Bank of Sri Lanka

Share Market

ASPI and S&P SL 20



13-Jun-25

Daily Turnover (Rs. mn)	3,979.49
Market Capitalization (Rs. bn)	6,246.78
PE Ratio	8.53

Foreign Purchases and Sales

(Rs. mn)

Foreign Purchases	119.45
Foreign Sales	137.15

Source: Colombo Stock Exchange

Energy

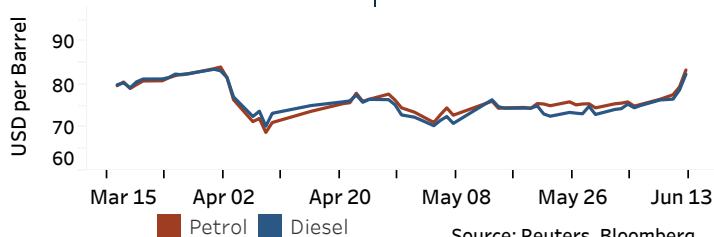
CPC Local Prices (LKR per Litre): Petrol (92 octane): 293.00

Auto Diesel: 274.00

Kerosene: 178.00

Global Petroleum Products

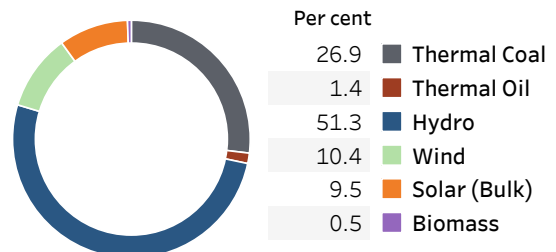
Crude Oil (USD per Barrel)			Refined (Singapore Platts)		
16-Jun-25 ^(c)	12-Jun-25		13-Jun-25		
Brent	WTI	OPEC	Petrol	Diesel	Kerosene
75.07	74.02	69.15	83.40	82.44	86.09



Source: Reuters, Bloomberg

Electricity Generation

	12-Jun-25	13-Jun-25
Total Energy (GWh)	49.19	48.71
Peak Demand (MW)	2,623.30	2,530.10



Source: Ceylon Electricity Board

(a) The average buying and selling exchange rates are calculated based on the quotes provided at 9.30 AM on daily basis for Telegraphic Transfers (TT) for designated foreign currencies by the selected Licensed Banks (b) Based on actual transactions above Rs. 50 mn reported up to 4.00 PM (c) Updated at 8.00 AM

Published on 16-Jun-2025