

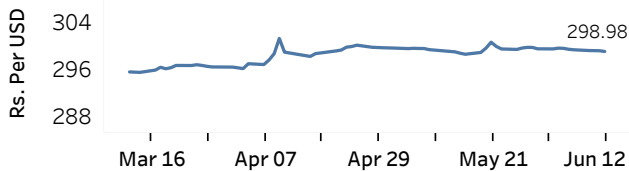


Real GDP Growth: 2024 5.0% NCPI Y-o-Y Change: April -0.8% CCPI Y-o-Y Change: May -0.7%

Exchange Rates

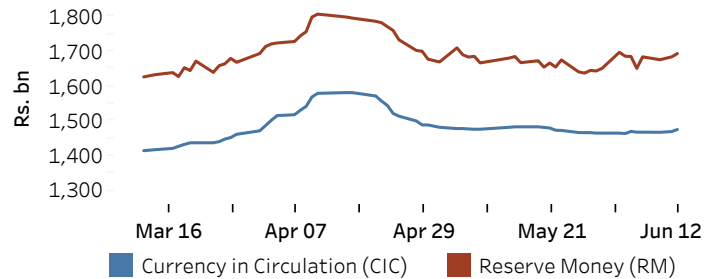
	TT Buying ^(a) (Rs. Per Unit)	TT Selling ^(a) (Rs. Per Unit)
12-Jun-25		
USD	294.8708	303.1787
GBP	398.9722	413.0808
EUR	337.8678	350.6411
JPY	2.0381	2.1163

Indicative Rate of the USD/LKR Spot Exchange Rate



Currency and Reserve Money

	(Rs.mn)	11-Jun-25	12-Jun-25
Currency in Circulation		1,469,965.90	1,475,944.83
Reserve Money		1,684,191.04	1,693,716.08



Source: Central Bank of Sri Lanka

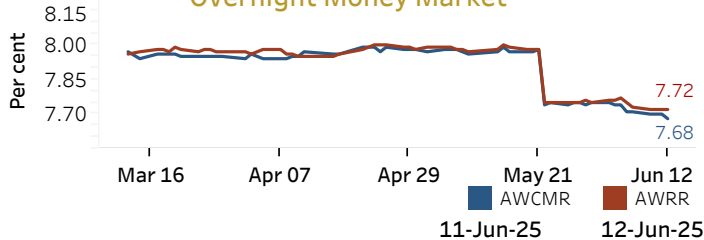
Money Market

Policy Rate(OPR): 7.75%

SRR: 2.00%

Weekly AWPR: 8.37%

Overnight Money Market



Yield Rates of T-Bills

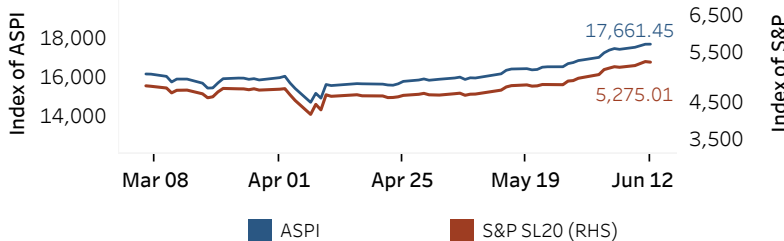
	Primary Market 11-Jun-25	Secondary Market 12-Jun-25 ^(b)
91 Day	7.55	7.55
182 Day	7.72	7.70
364 Day	7.94	-

Source: Central Bank of Sri Lanka

Overnight Liquidity (Rs. bn) 184.77 178.56

Share Market

ASPI and S&P SL 20



12-Jun-25

Daily Turnover (Rs. mn)	3,690.13
Market Capitalization (Rs. bn)	6,327.32
PE Ratio	8.66

Foreign Purchases and Sales

	(Rs. mn)
Foreign Purchases	108.88
Foreign Sales	100.16

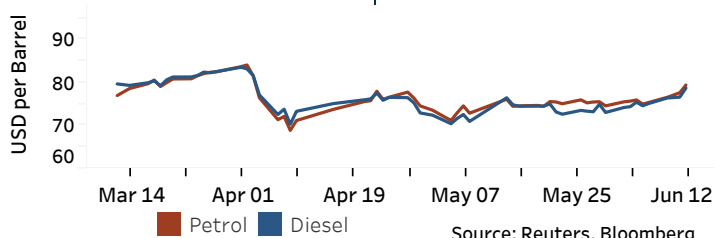
Source: Colombo Stock Exchange

Energy

CPC Local Prices (LKR per Litre): Petrol (92 octane): 293.00 Auto Diesel: 274.00 Kerosene: 178.00

Global Petroleum Products

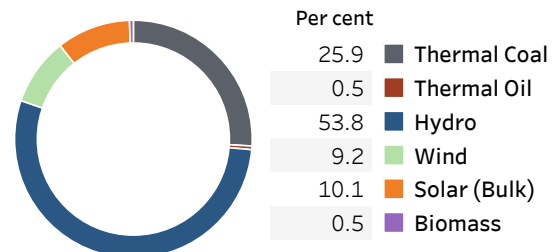
Crude Oil (USD per Barrel)			Refined (Singapore Platts)		
13-Jun-25 ^(c)	11-Jun-25		12-Jun-25		
Brent	WTI	OPEC	Petrol	Diesel	Kerosene
75.69	74.49	67.47	79.45	78.75	82.51



Source: Reuters, Bloomberg

Electricity Generation

	11-Jun-25	12-Jun-25
Total Energy (GWh)	46.42	49.19
Peak Demand (MW)	2,468.70	2,623.30



Source: Ceylon Electricity Board

(a) The average buying and selling exchange rates are calculated based on the quotes provided at 9.30 AM on daily basis for Telegraphic Transfers (TT) for designated foreign currencies by the selected Licensed Banks. (b) Based on actual transactions above Rs. 50 mn reported up to 4.00 PM. (c) Updated at 8.00 AM. Published on 13-Jun-2025