

Daily Economic Indicators

11 June 2025



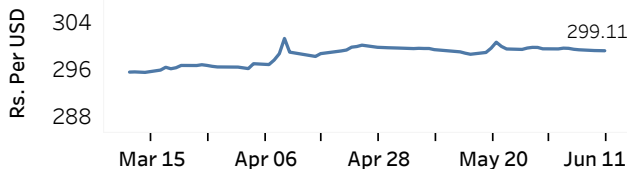
Central Bank of Sri Lanka
Statistics Department

Real GDP Growth: 2024 5.0% NCPI Y-o-Y Change: April -0.8% CCPI Y-o-Y Change: May -0.7%

Exchange Rates

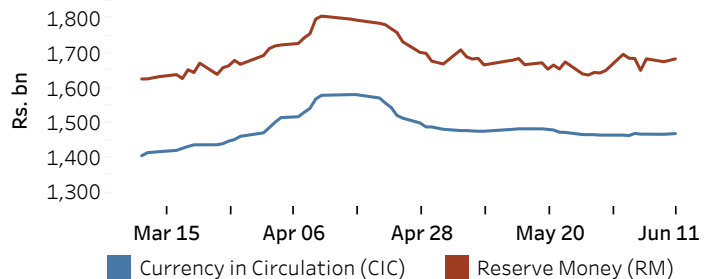
	TT Buying ^(a) (Rs. Per Unit)	TT Selling ^(a) (Rs. Per Unit)
11-Jun-25		
USD	294.9734	303.2972
GBP	396.1619	410.1648
EUR	335.0166	347.7042
JPY	2.0259	2.1022

Indicative Rate of the USD/LKR Spot Exchange Rate



Currency and Reserve Money

	(Rs.mn) 09-Jun-25	11-Jun-25
Currency in Circulation	1,467,957.42	1,469,965.90
Reserve Money	1,676,132.81	1,684,191.04



Source: Central Bank of Sri Lanka

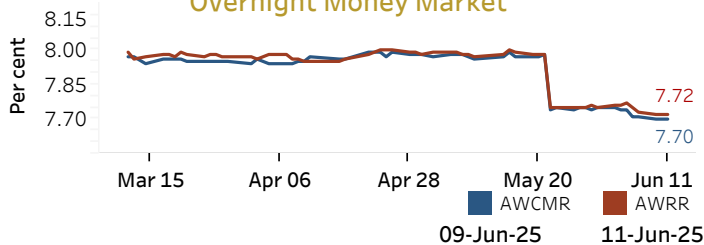
Money Market

Policy Rate(OPR): 7.75%

SRR: 2.00%

Weekly AWPR: 8.37%

Overnight Money Market



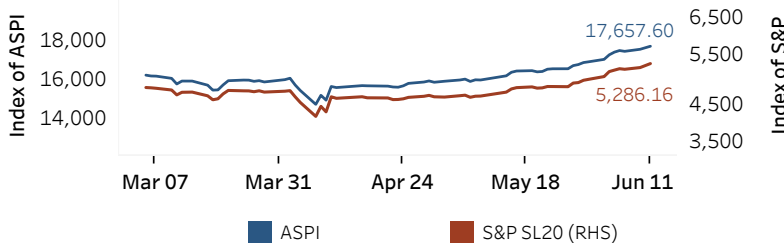
Yield Rates of T-Bills

	Primary Market 11-Jun-25	Secondary Market 11-Jun-25 ^(b)
91 Day	7.55	7.58
182 Day	7.72	7.73
364 Day	7.94	7.94

Source: Central Bank of Sri Lanka

Share Market

ASPI and S&P SL 20



11-Jun-25

Daily Turnover (Rs. mn)	5,681.40
Market Capitalization (Rs. bn)	6,327.89
PE Ratio	8.66

Foreign Purchases and Sales

Foreign Purchases	211.58
Foreign Sales	313.04

Source: Colombo Stock Exchange

Energy

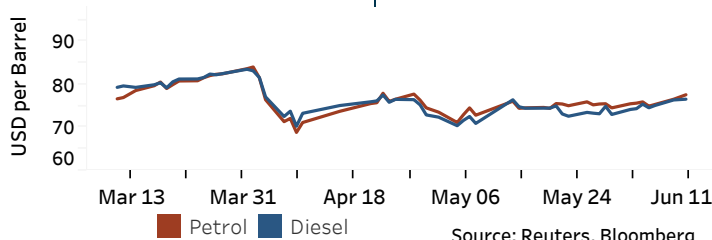
CPC Local Prices (LKR per Litre): Petrol (92 octane): 293.00

Auto Diesel: 274.00

Kerosene: 178.00

Global Petroleum Products

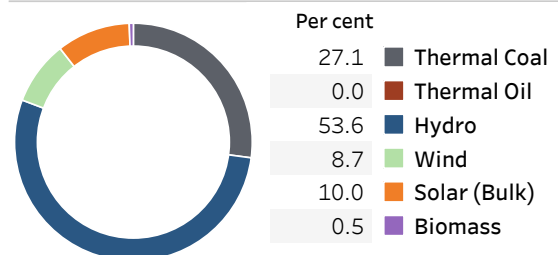
Crude Oil (USD per Barrel)			Refined (Singapore Platts)		
12-Jun-25 ^(c)	09-Jun-25		11-Jun-25		
Brent	WTI	OPEC	Petrol	Diesel	Kerosene
69.52	67.93	66.48	77.65	76.62	80.43



Source: Reuters, Bloomberg

Electricity Generation

	10-Jun-25	11-Jun-25
Total Energy (GWh)	40.42	46.42
Peak Demand (MW)	2,050.10	2,468.70



Source: Ceylon Electricity Board

(a) The average buying and selling exchange rates are calculated based on the quotes provided at 9.30 AM on daily basis for Telegraphic Transfers (TT) for designated foreign currencies by the selected Licensed Banks (b) Based on actual transactions above Rs. 50 mn reported up to 4.00 PM (c) Updated at 8.00 AM

Published on 12-Jun-2025