



Real GDP Growth: 2024 5.0%

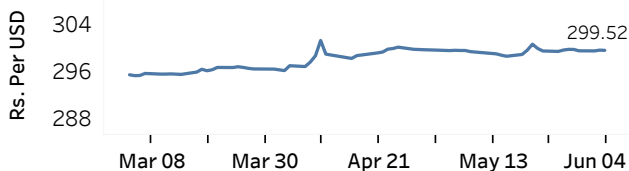
NCPI Y-o-Y Change: April -0.8%

CCPI Y-o-Y Change: May -0.7%

Exchange Rates

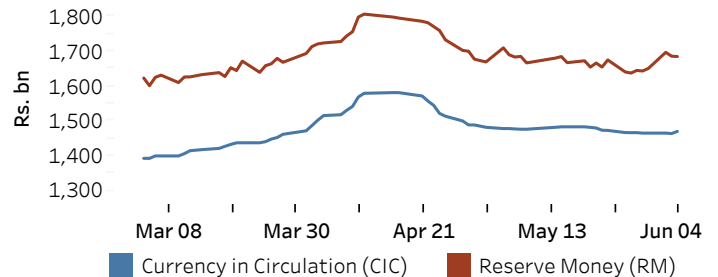
| | TT Buying ^(a) (Rs. Per Unit) | TT Selling ^(a) (Rs. Per Unit) |
|-----------|--|---|
| 04-Jun-25 | | |
| USD | 295.2542 | 303.6159 |
| GBP | 397.8722 | 412.0069 |
| EUR | 334.1405 | 346.9541 |
| JPY | 2.0415 | 2.1201 |

Indicative Rate of the USD/LKR Spot Exchange Rate



Currency and Reserve Money

| | (Rs.mn) 03-Jun-25 | 04-Jun-25 |
|-------------------------|----------------------|--------------|
| Currency in Circulation | 1,464,288.19 | 1,470,488.38 |
| Reserve Money | 1,686,135.84 | 1,685,299.23 |



Source: Central Bank of Sri Lanka

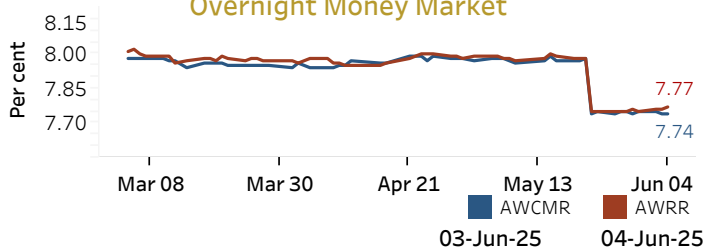
Money Market

Policy Rate(OPR): 7.75%

SRR: 2.00%

Weekly AWPR: 8.35%

Overnight Money Market



Overnight Liquidity (Rs. bn) 156.62 163.09

Yield Rates of T-Bills

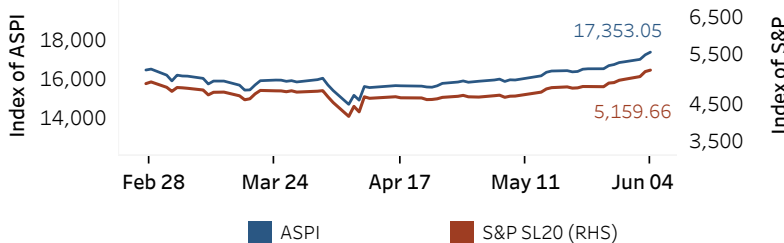
(per cent)

| | Primary Market 04-Jun-25 | Secondary Market 04-Jun-25 ^(b) |
|---------|-----------------------------|--|
| 91 Day | 7.55 | 7.54 |
| 182 Day | 7.73 | 7.73 |
| 364 Day | 7.94 | 7.91 |

Source: Central Bank of Sri Lanka

Share Market

ASPI and S&P SL 20



04-Jun-25

| | |
|--------------------------------|----------|
| Daily Turnover (Rs. mn) | 7,373.63 |
| Market Capitalization (Rs. bn) | 6,237.95 |
| PE Ratio | 9.13 |

Foreign Purchases and Sales

(Rs. mn)

| | |
|-------------------|--------|
| Foreign Purchases | 323.94 |
| Foreign Sales | 395.38 |

Source: Colombo Stock Exchange

Energy

CPC Local Prices (LKR per Litre): Petrol (92 octane): 293.00

Auto Diesel: 274.00

Kerosene: 178.00

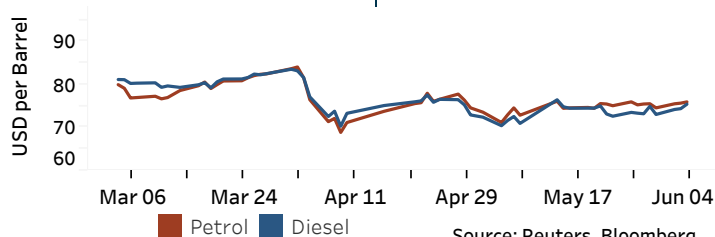
Global Petroleum Products

(USD per Barrel)

Crude Oil

Refined (Singapore Platts)

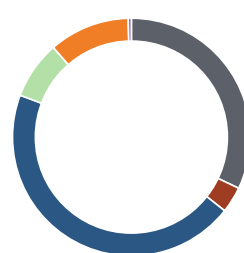
| 05-Jun-25 ^(c) | | | 03-Jun-25 | | | 04-Jun-25 | | |
|--------------------------|-------|-------|-----------|--|--|-----------|--------|----------|
| Brent | WTI | OPEC | | | | Petrol | Diesel | Kerosene |
| 64.86 | 62.78 | 65.07 | | | | 75.99 | 75.46 | 79.34 |



Source: Reuters, Bloomberg

Electricity Generation

| | 03-Jun-25 | 04-Jun-25 |
|--------------------|-----------|-----------|
| Total Energy (GWh) | 52.00 | 52.23 |
| Peak Demand (MW) | 2,744.00 | 2,718.00 |



Per cent

| | |
|------|----------------|
| 32.1 | ■ Thermal Coal |
| 3.6 | ■ Thermal Oil |
| 45.1 | ■ Hydro |
| 7.9 | ■ Wind |
| 11.0 | ■ Solar (Bulk) |
| 0.4 | ■ Biomass |

Source: Ceylon Electricity Board

(a) The average buying and selling exchange rates are calculated based on the quotes provided at 9.30 AM on daily basis for Telegraphic Transfers (TT) for designated foreign currencies by the selected Licensed Banks (b) Based on actual transactions above Rs. 50 mn reported up to 4.00 PM (c) Updated at 8.00 AM

Published on 05-Jun-2025