



Real GDP Growth: 2024 5.0%

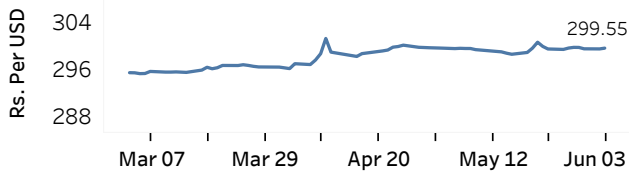
NCPI Y-o-Y Change: April -0.8%

CCPI Y-o-Y Change: May -0.7%

Exchange Rates

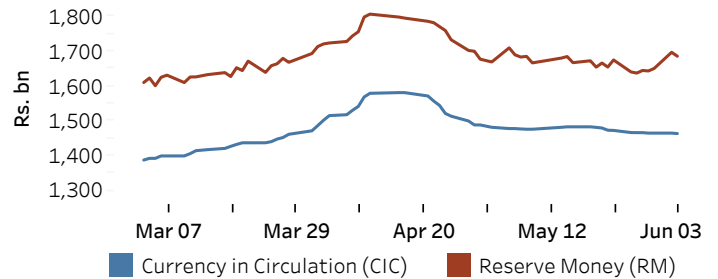
	TT Buying ^(a) (Rs. Per Unit)	TT Selling ^(a) (Rs. Per Unit)
03-Jun-25		
USD	295.3751	303.7113
GBP	398.0068	412.0976
EUR	335.6878	348.5093
JPY	2.0543	2.1325

Indicative Rate of the USD/LKR Spot Exchange Rate



Currency and Reserve Money

	(Rs.mn) 02-Jun-25	03-Jun-25
Currency in Circulation	1,465,601.78	1,464,288.19
Reserve Money	1,697,355.77	1,686,135.84



Source: Central Bank of Sri Lanka

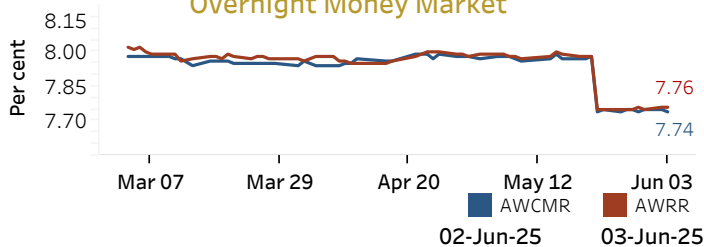
Money Market

Policy Rate(OPR): 7.75%

SRR: 2.00%

Weekly AWPR: 8.35%

Overnight Money Market



Overnight Liquidity (Rs. bn) 149.94 156.62

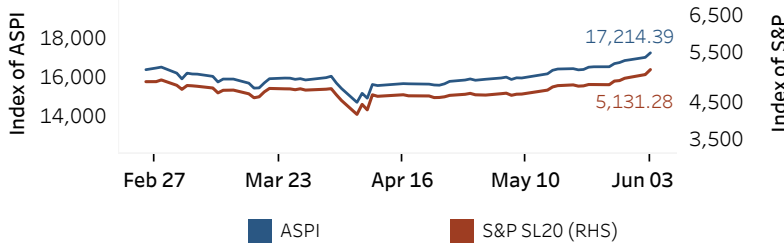
Yield Rates of T-Bills

	Primary Market 28-May-25	Secondary Market 03-Jun-25 ^(b)
91 Day	7.55	-
182 Day	7.77	-
364 Day	7.98	7.83

Source: Central Bank of Sri Lanka

Share Market

ASPI and S&P SL 20



03-Jun-25

Daily Turnover (Rs. mn)	7,372.54
Market Capitalization (Rs. bn)	6,178.23
PE Ratio	9.07

Foreign Purchases and Sales

	(Rs. mn)
Foreign Purchases	208.69
Foreign Sales	482.27

Source: Colombo Stock Exchange

Energy

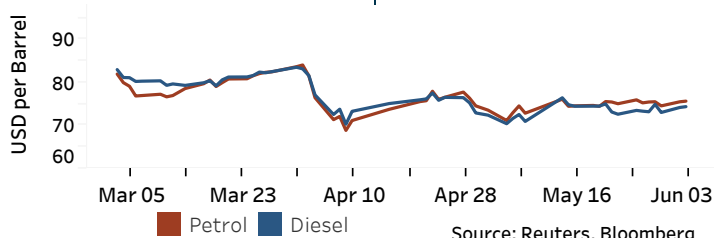
CPC Local Prices (LKR per Litre): Petrol (92 octane): 293.00

Auto Diesel: 274.00

Kerosene: 178.00

Global Petroleum Products

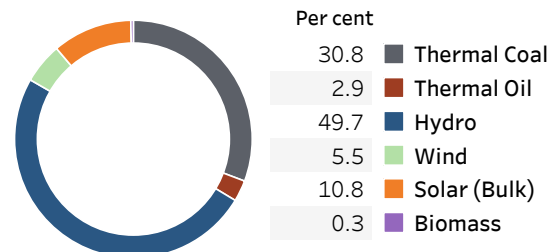
Crude Oil (USD per Barrel)			Refined (Singapore Platts)		
04-Jun-25 ^(c)	02-Jun-25		03-Jun-25		
Brent	WTI	OPEC	Petrol	Diesel	Kerosene
65.49	63.24	64.50	75.70	74.42	78.51



Source: Reuters, Bloomberg

Electricity Generation

	02-Jun-25	03-Jun-25
Total Energy (GWh)	50.76	52.00
Peak Demand (MW)	2,720.30	2,744.00



Source: Ceylon Electricity Board

(a) The average buying and selling exchange rates are calculated based on the quotes provided at 9.30 AM on daily basis for Telegraphic Transfers (TT) for designated foreign currencies by the selected Licensed Banks (b) Based on actual transactions above Rs. 50 mn reported up to 4.00 PM (c) Updated at 8.00 AM

Published on 04-Jun-2025