

Daily Economic Indicators

26 May 2025



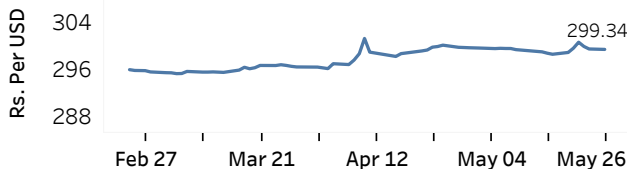
Central Bank of Sri Lanka
Statistics Department

Real GDP Growth: 2024 5.0% NCPI Y-o-Y Change: April -0.8% CCPI Y-o-Y Change: April -2.0%

Exchange Rates

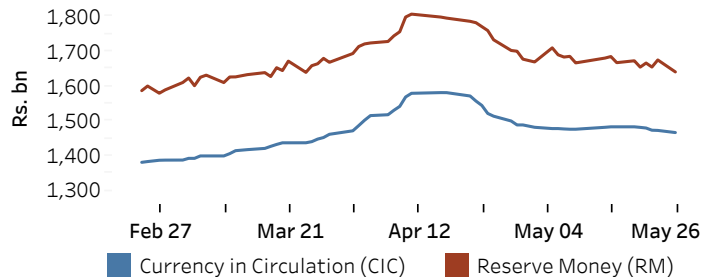
	TT Buying ^(a) (Rs. Per Unit)	TT Selling ^(a) (Rs. Per Unit)
26-May-25		
USD	295.2405	303.7056
GBP	399.6438	413.7359
EUR	335.1305	347.9646
JPY	2.0657	2.1424

Indicative Rate of the USD/LKR Spot Exchange Rate



Currency and Reserve Money

	(Rs.mn) 23-May-25	26-May-25
Currency in Circulation	1,473,313.77	1,467,162.09
Reserve Money	1,675,406.99	1,641,064.89



Source: Central Bank of Sri Lanka

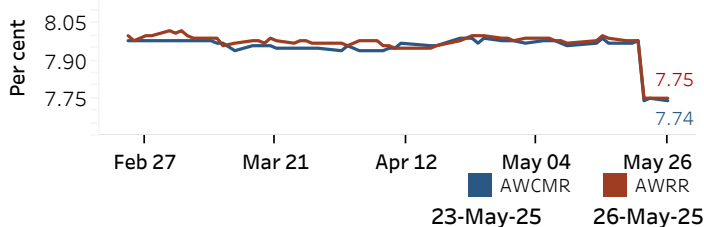
Money Market

Policy Rate(OPR): 7.75%

SRR: 2.00%

Weekly AWPR: 8.47%

Overnight Money Market



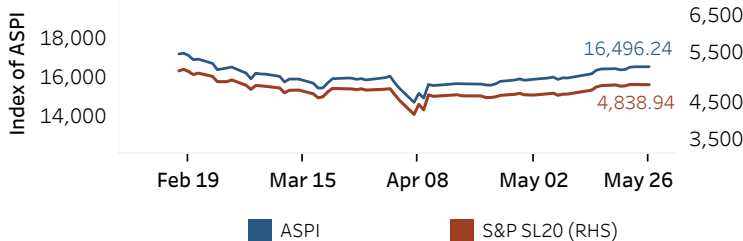
Yield Rates of T-Bills

	Primary Market 21-May-25	Secondary Market 26-May-25 ^(b)
91 Day	7.65	-
182 Day	7.97	7.80
364 Day	8.29	8.19

Source: Central Bank of Sri Lanka

Share Market

ASPI and S&P SL 20



26-May-25

Daily Turnover (Rs. mn)	3,760.45
Market Capitalization (Rs. bn)	5,949.77
PE Ratio	8.81

Foreign Purchases and Sales

Foreign Purchases	206.23
Foreign Sales	136.16

Source: Colombo Stock Exchange

Energy

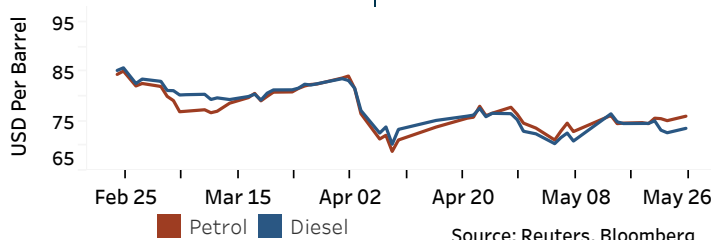
CPC Local Prices (LKR per Litre): Petrol (92 octane): 293.00

Auto Diesel: 274.00

Kerosene: 178.00

Global Petroleum Products

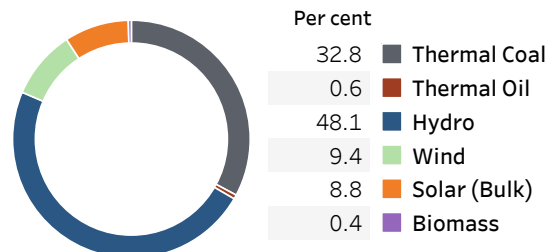
Crude Oil (USD per Barrel)			Refined (Singapore Platts)		
27-May-25 ^(c)	23-May-25		26-May-25		
Brent	WTI	OPEC	Petrol	Diesel	Kerosene
64.52	61.27	63.63	76.00	73.55	78.09



Source: Reuters, Bloomberg

Electricity Generation

	25-May-25	26-May-25
Total Energy (GWh)	43.28	49.50
Peak Demand (MW)	2,297.00	2,587.00



Source: Ceylon Electricity Board

(a) The average buying and selling exchange rates are calculated based on the quotes provided at 9.30 AM on daily basis for Telegraphic Transfers (TT) for designated foreign currencies by the selected Licensed Banks (b) Based on actual transactions above Rs. 50 mn reported up to 4.00 PM (c) Updated at 8.00 AM

Published on 27-May-2025