

Daily Economic Indicators

14 May 2025



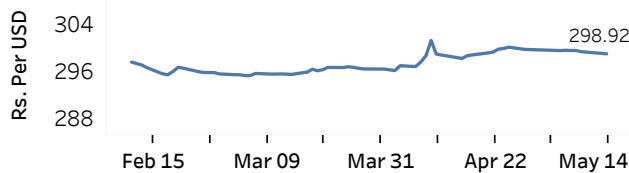
Central Bank of Sri Lanka
Statistics Department

Real GDP Growth: 2024 5.0% NCPI Y-o-Y Change: March -1.9% CCPI Y-o-Y Change: April -2.0%

Exchange Rates

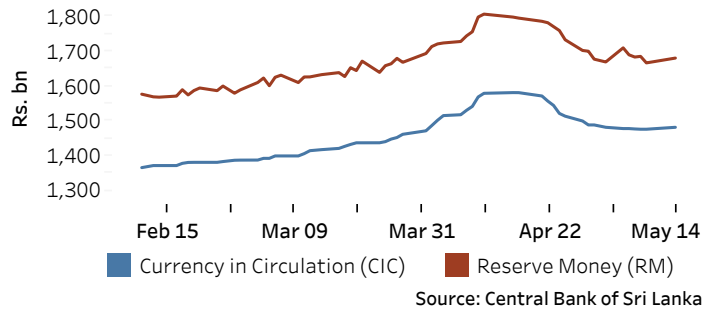
	TT Buying ^(a) (Rs. Per Unit)	TT Selling ^(a) (Rs. Per Unit)
14-May-25		
USD	294.6973	303.0575
GBP	390.6005	404.7440
EUR	327.7907	341.1284
JPY	1.9949	2.0722

Indicative Rate of the USD/LKR Spot Exchange Rate



Currency and Reserve Money

	(Rs.mn) 09-May-25	14-May-25
Currency in Circulation	1,476,735.67	1,482,266.91
Reserve Money	1,666,995.21	1,680,820.54



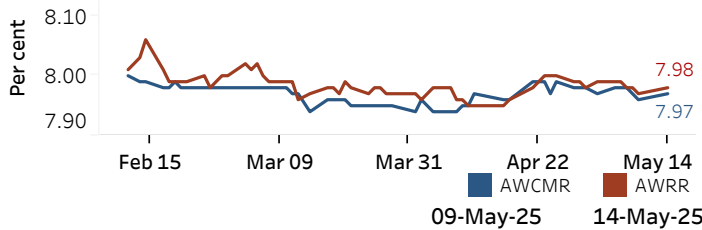
Money Market

Policy Rate(OPR): 8.00%

SRR: 2.00%

Weekly AWPR: 8.41%

Overnight Money Market



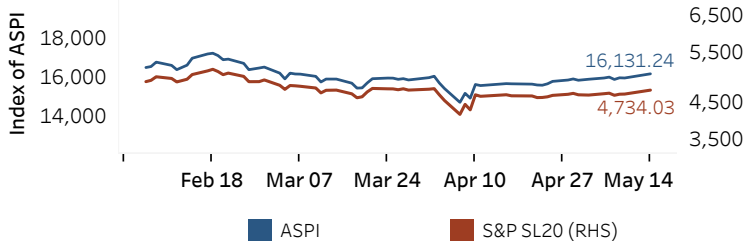
Yield Rates of T-Bills

	Primary Market 14-May-25	Secondary Market 14-May-25 ^(b)
91 Day	7.65	7.66
182 Day	7.98	7.98
364 Day	8.30	8.30

Source: Central Bank of Sri Lanka

Share Market

ASPI and S&P SL 20



14-May-25

Daily Turnover (Rs. mn)	3,361.40
Market Capitalization (Rs. bn)	5,777.78
PE Ratio	8.56

Foreign Purchases and Sales

	(Rs. mn)
Foreign Purchases	781.29
Foreign Sales	755.76

Source: Colombo Stock Exchange

Energy

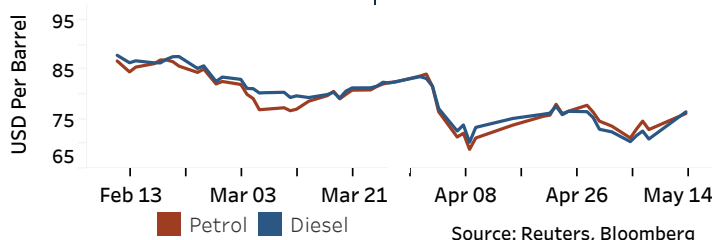
CPC Local Prices (LKR per Litre): Petrol (92 octane): 293.00

Auto Diesel: 274.00

Kerosene: 178.00

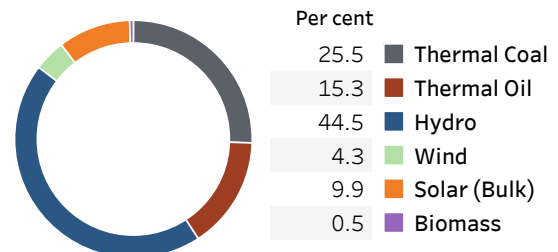
Global Petroleum Products

Crude Oil (USD per Barrel)			Refined (Singapore Platts)		
15-May-25 ^(c)	09-May-25		14-May-25		
Brent	WTI	OPEC	Petrol	Diesel	Kerosene
64.86	61.94	63.87	76.15	76.48	80.88



Electricity Generation

	13-May-25	14-May-25
Total Energy (GWh)	39.34	51.05
Peak Demand (MW)	2,270.70	2,717.80



Source: Ceylon Electricity Board

(a) The average buying and selling exchange rates are calculated based on the quotes provided at 9.30 AM on daily basis for Telegraphic Transfers (TT) for designated foreign currencies by the selected Licensed Banks (b) Based on actual transactions above Rs. 50 mn reported up to 4.00 PM (c) Updated at 8.00 AM

Published on 15-May-2025