

Daily Economic Indicators

07 May 2025



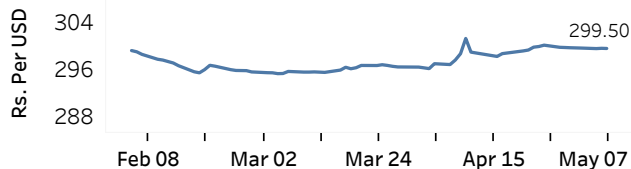
Central Bank of Sri Lanka
Statistics Department

Real GDP Growth: 2024 5.0% NCPI Y-o-Y Change: March -1.9% CCPI Y-o-Y Change: April -2.0%

Exchange Rates

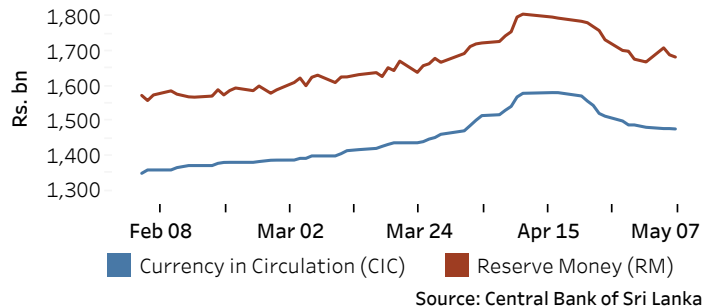
	TT Buying ^(a) (Rs. Per Unit)	TT Selling ^(a) (Rs. Per Unit)
07-May-25		
USD	295.3067	303.6686
GBP	392.6433	406.8897
EUR	333.1081	346.1942
JPY	2.0540	2.1331

Indicative Rate of the USD/LKR Spot Exchange Rate



Currency and Reserve Money

	(Rs.mn) 06-May-25	07-May-25
Currency in Circulation	1,478,611.48	1,477,525.74
Reserve Money	1,690,162.18	1,683,762.48



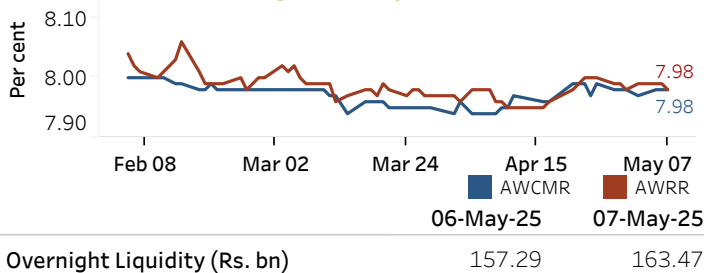
Money Market

Policy Rate(OPR): 8.00%

SRR: 2.00%

Weekly AWPR: 8.36%

Overnight Money Market



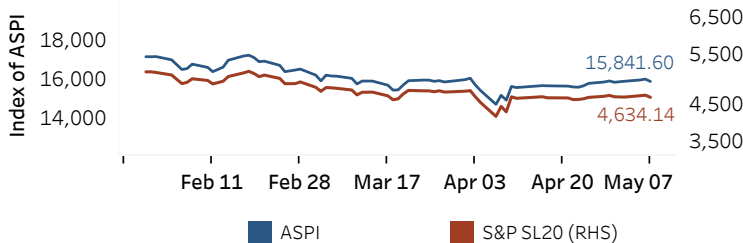
Yield Rates of T-Bills

	Primary Market 07-May-25	Secondary Market 07-May-25 ^(b)
91 Day	7.65	7.65
182 Day	7.98	7.98
364 Day	8.30	8.30

Source: Central Bank of Sri Lanka

Share Market

ASPI and S&P SL 20



07-May-25

Daily Turnover (Rs. mn)	3,201.55
Market Capitalization (Rs. bn)	5,681.17
PE Ratio	8.41

Foreign Purchases and Sales

	(Rs. mn)
Foreign Purchases	59.16
Foreign Sales	126.50

Source: Colombo Stock Exchange

Energy

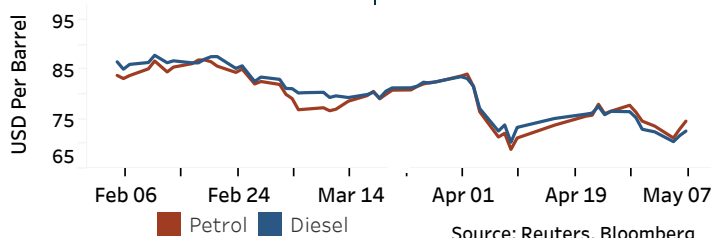
CPC Local Prices (LKR per Litre): Petrol (92 octane): 293.00

Auto Diesel: 274.00

Kerosene: 178.00

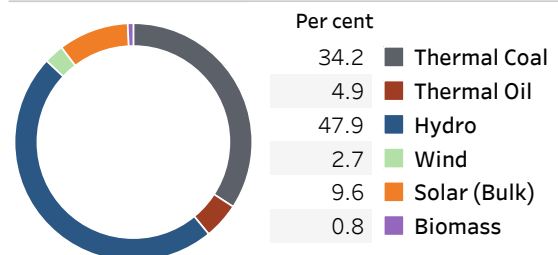
Global Petroleum Products

Crude Oil (USD per Barrel)			Refined (Singapore Platts)		
08-May-25 ^(c)	06-May-25		07-May-25		
Brent	WTI	OPEC	Petrol	Diesel	Kerosene
61.45	58.44	61.81	74.60	72.60	77.95



Electricity Generation

	06-May-25	07-May-25
Total Energy (GWh)	44.53	51.71
Peak Demand (MW)	2,398.00	2,499.60



Source: Ceylon Electricity Board

(a) The average buying and selling exchange rates are calculated based on the quotes provided at 9.30 AM on daily basis for Telegraphic Transfers (TT) for designated foreign currencies by the selected Licensed Banks (b) Based on actual transactions above Rs. 50 mn reported up to 4.00 PM (c) Updated at 8.00 AM

Published on 08-May-2025