



Real GDP Growth: 2024 5.0%

NCPI Y-o-Y Change: March

-1.9%

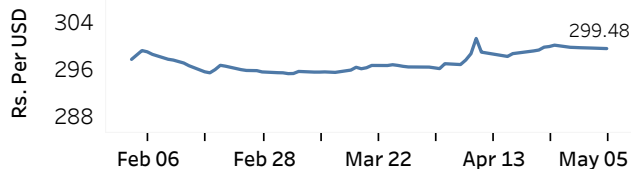
CCPI Y-o-Y Change: April

-2.0%

Exchange Rates

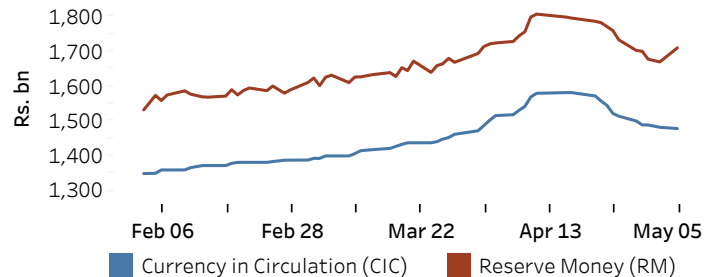
	TT Buying ^(a) (Rs. Per Unit)	TT Selling ^(a) (Rs. Per Unit)
05-May-25		
USD	295.2043	303.6974
GBP	390.8724	405.1289
EUR	332.8579	345.9647
JPY	2.0385	2.1161

Indicative Rate of the USD/LKR Spot Exchange Rate



Currency and Reserve Money

	(Rs.mn) 02-May-25	05-May-25
Currency in Circulation	1,482,286.73	1,478,611.72
Reserve Money	1,669,660.68	1,710,129.43



Source: Central Bank of Sri Lanka

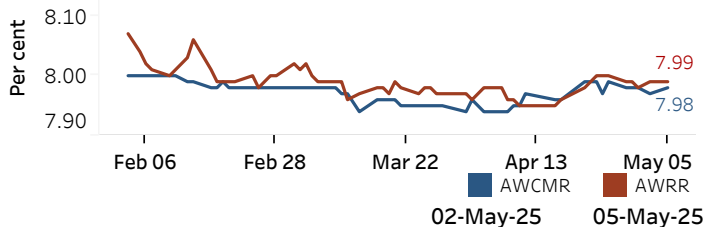
Money Market

Policy Rate(OPR): 8.00%

SRR: 2.00%

Weekly AWPR: 8.36%

Overnight Money Market



Yield Rates of T-Bills

(per cent)

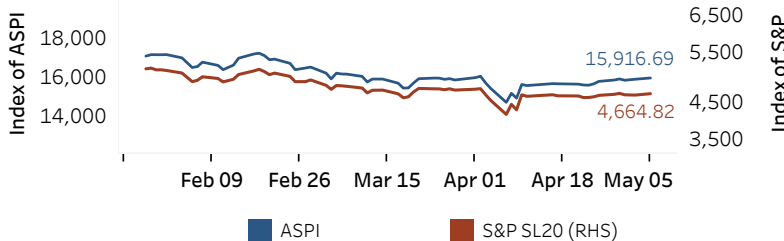
	Primary Market 29-Apr-25	Secondary Market 05-May-25 ^(b)
91 Day	7.65	-
182 Day	7.97	8.01
364 Day	8.30	-

Source: Central Bank of Sri Lanka

Overnight Liquidity (Rs. bn) 163.28 128.52

Share Market

ASPI and S&P SL 20



05-May-25

Daily Turnover (Rs. mn)	1,982.97
Market Capitalization (Rs. bn)	5,706.26
PE Ratio	8.45

Foreign Purchases and Sales

(Rs. mn)

Foreign Purchases	18.43
Foreign Sales	280.88

Source: Colombo Stock Exchange

Energy

CPC Local Prices (LKR per Litre): Petrol (92 octane): 293.00

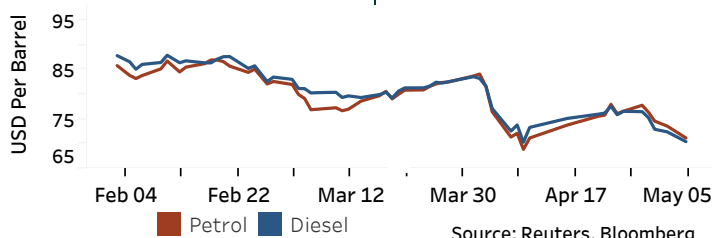
Auto Diesel: 274.00

Kerosene: 178.00

Global Petroleum Products

(USD per Barrel)

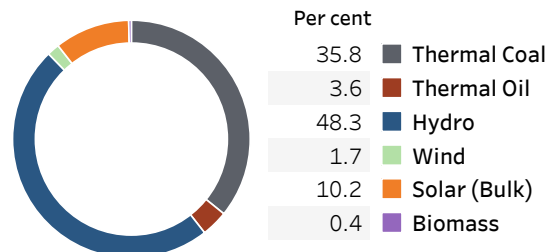
Crude Oil			Refined (Singapore Platts)		
06-May-25 ^(c)	02-May-25		05-May-25		
Brent	WTI	OPEC	Petrol	Diesel	Kerosene
61.12	57.98	61.80	71.20	70.46	75.56



Source: Reuters, Bloomberg

Electricity Generation

	04-May-25	05-May-25
Total Energy (GWh)	44.35	49.78
Peak Demand (MW)	2,473.50	2,670.60



Source: Ceylon Electricity Board

(a) The average buying and selling exchange rates are calculated based on the quotes provided at 9.30 AM on daily basis for Telegraphic Transfers (TT) for designated foreign currencies by the selected Licensed Banks (b) Based on actual transactions above Rs. 50 mn reported up to 4.00 PM (c) Updated at 8.00 AM

Published on 06-May-2025