

Daily Economic Indicators

02 May 2025



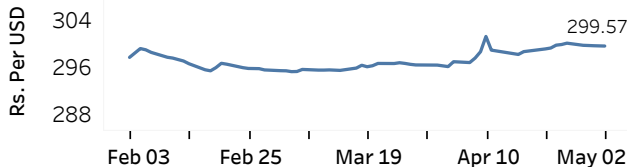
Central Bank of Sri Lanka
Statistics Department

Real GDP Growth: 2024 5.0% NCPI Y-o-Y Change: March -1.9% CCPI Y-o-Y Change: April -2.0%

Exchange Rates

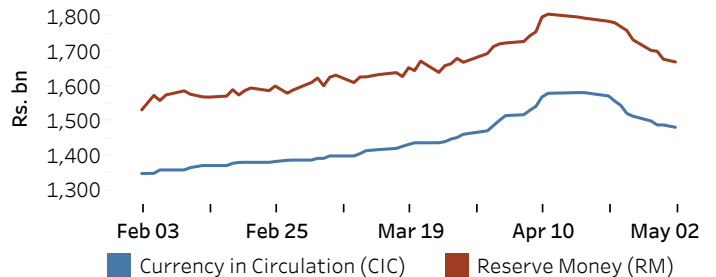
	TT Buying ^(a) (Rs. Per Unit)	TT Selling ^(a) (Rs. Per Unit)
02-May-25		
USD	295.1794	303.7007
GBP	391.2217	405.4653
EUR	331.9606	344.9597
JPY	2.0194	2.1016

Indicative Rate of the USD/LKR Spot Exchange Rate



Currency and Reserve Money

	(Rs.mn) 30-Apr-25	02-May-25
Currency in Circulation	1,489,036.14	1,482,286.73
Reserve Money	1,677,707.38	1,669,660.68



Source: Central Bank of Sri Lanka

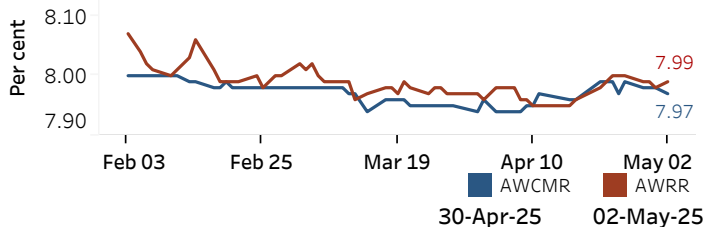
Money Market

Policy Rate(OPR): 8.00%

SRR: 2.00%

Weekly AWPR: 8.36%

Overnight Money Market



Overnight Liquidity (Rs. bn) 168.88 163.28

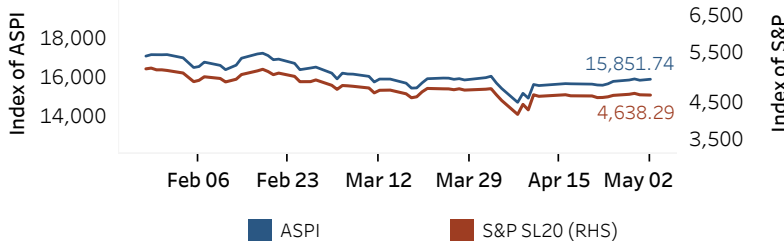
Yield Rates of T-Bills

	Primary Market 29-Apr-25	Secondary Market 02-May-25 ^(b)
91 Day	7.65	7.60
182 Day	7.97	-
364 Day	8.30	-

Source: Central Bank of Sri Lanka

Share Market

ASPI and S&P SL 20



02-May-25

Daily Turnover (Rs. mn)	5,900.32
Market Capitalization (Rs. bn)	5,688.02
PE Ratio	8.42

Foreign Purchases and Sales

	(Rs. mn)
Foreign Purchases	1,214.05
Foreign Sales	1,301.17

Source: Colombo Stock Exchange

Energy

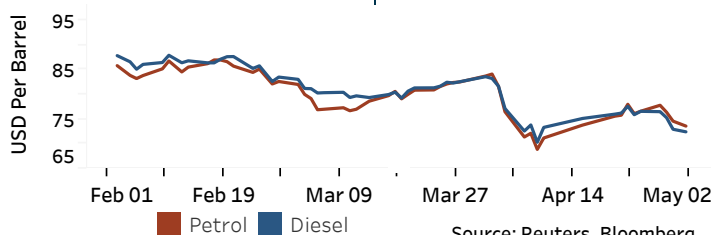
CPC Local Prices (LKR per Litre): Petrol (92 octane): 293.00

Auto Diesel: 274.00

Kerosene: 178.00

Global Petroleum Products

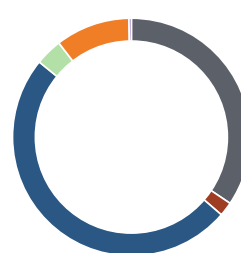
Crude Oil (USD per Barrel)			Refined (Singapore Platts)		
05-May-25 ^(c)	30-Apr-25		02-May-25		
Brent	WTI	OPEC	Petrol	Diesel	Kerosene
59.29	56.18	63.69	73.60	72.44	77.71



Source: Reuters, Bloomberg

Electricity Generation

	01-May-25	02-May-25
Total Energy (GWh)	40.70	49.53
Peak Demand (MW)	2,310.60	2,575.10



Per cent	
34.4	Thermal Coal
1.9	Thermal Oil
49.5	Hydro
3.7	Wind
10.1	Solar (Bulk)
0.3	Biomass

Source: Ceylon Electricity Board

(a) The average buying and selling exchange rates are calculated based on the quotes provided at 9.30 AM on daily basis for Telegraphic Transfers (TT) for designated foreign currencies by the selected Licensed Banks (b) Based on actual transactions above Rs. 50 mn reported up to 4.00 PM (c) Updated at 8.00 AM Published on 05-May-2025