

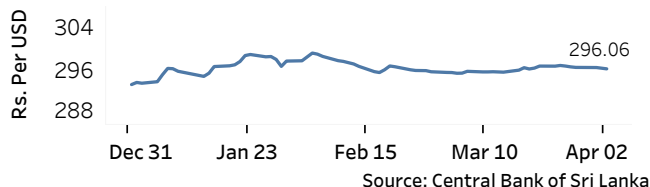


Real GDP Growth: 2024 5.0% NCPI Y-o-Y Change: February -3.9% CCPI Y-o-Y Change: March -2.6%

Exchange Rates

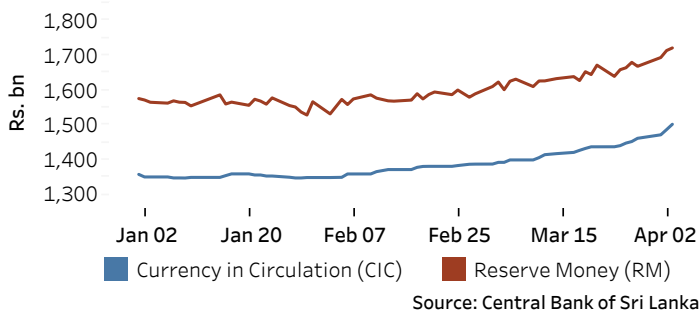
03-Apr-25	TT Buying ^(a)	TT Selling ^(a)
	(Rs. Per Unit)	(Rs. Per Unit)
USD	292.0185	300.6875
GBP	380.1418	394.3011
EUR	317.0976	329.8707
JPY	1.9704	2.0479

Indicative Rate of the USD/LKR Spot Exchange Rate



Currency and Reserve Money

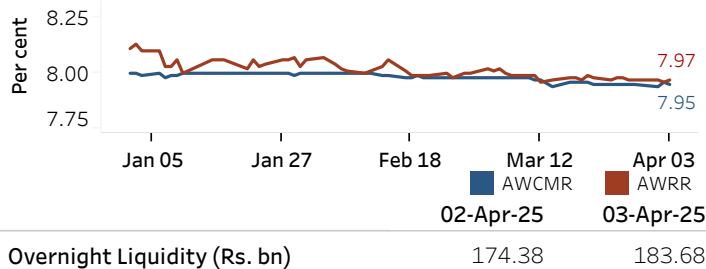
	(Rs.mn)	02-Apr-25	03-Apr-25
Currency in Circulation		1,487,139.25	1,502,492.02
Reserve Money		1,713,880.49	1,721,402.50



Money Market

Policy Rate(OPR): 8.00% SRR: 2.00% Weekly AWPR: 8.43%

Overnight Money Market



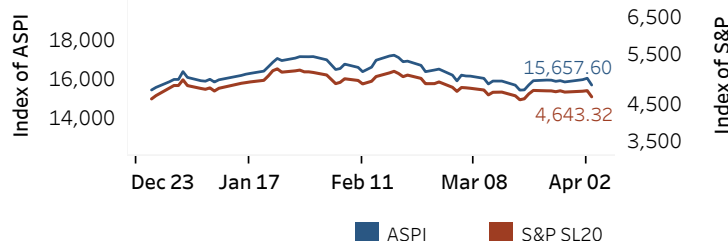
Yield Rates of T-Bills

	(per cent)	
	Primary Market	Secondary Market
	02-Apr-25	03-Apr-25 ^(b)
91 Day	7.59	-
182 Day	7.91	7.65
364 Day	8.31	8.33

Source: Central Bank of Sri Lanka

Share Market

ASPI and S&P SL 20



03-Apr-25

Daily Turnover (Rs. mn)	3,827.18
Market Capitalization (Rs. bn)	5,581.91
PE Ratio	8.27

Foreign Purchases and Sales

	(Rs. mn)
Foreign Purchases	203.78
Foreign Sales	201.89

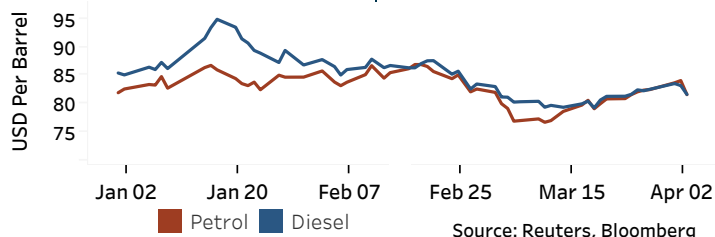
Source: Colombo Stock Exchange

Energy

CPC Local Prices (LKR per Litre): Petrol (92 octane): 299.00 Auto Diesel: 286.00 Kerosene: 183.00

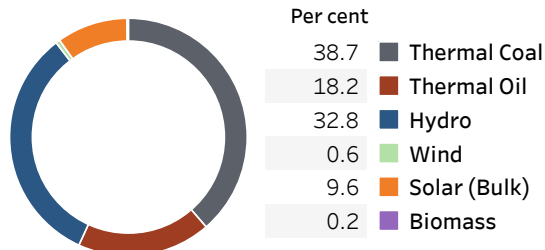
Global Petroleum Products

Crude Oil (USD per Barrel)			Refined (Singapore Platts)		
04-Apr-25 ^(c)		02-Apr-25	03-Apr-25		
Brent	WTI	OPEC	Petrol	Diesel	Kerosene
69.81	66.62	77.44	81.60	81.64	86.08



Electricity Generation

	02-Apr-25	03-Apr-25
Total Energy (GWh)	51.93	50.75
Peak Demand (MW)	2,616.20	2,515.70



(a) The average buying and selling exchange rates are calculated based on the quotes provided at 9.30 AM on daily basis for Telegraphic Transfers (TT) for designated foreign currencies by the selected Licensed Banks (b) Based on actual transactions above Rs. 50 mn reported up to 4.00 PM (c) Updated at 8.00 AM Published on 04-Apr-2025