

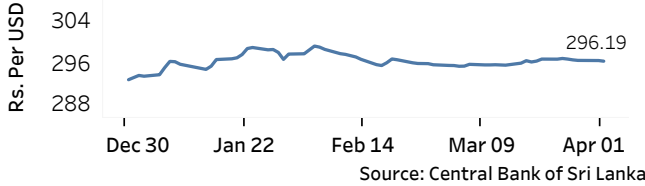


Real GDP Growth: 2024 5.0% NCPI Y-o-Y Change: February -3.9% CCPI Y-o-Y Change: March -2.6%

Exchange Rates

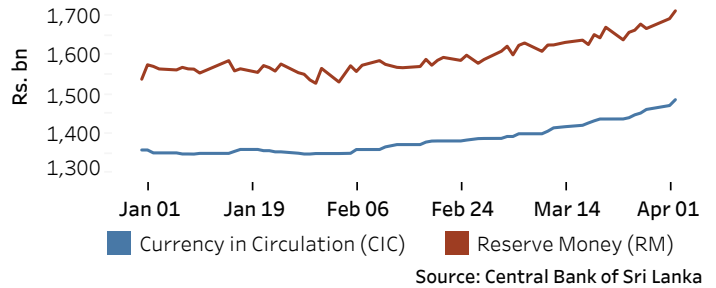
02-Apr-25	TT Buying ^(a)	TT Selling ^(a)
	(Rs. Per Unit)	(Rs. Per Unit)
USD	291.8882	300.3935
GBP	375.6856	389.7810
EUR	313.3539	326.0714
JPY	1.9393	2.0160

Indicative Rate of the USD/LKR Spot Exchange Rate



Currency and Reserve Money

	(Rs.mn) 01-Apr-25	02-Apr-25
Currency in Circulation	1,472,207.50	1,487,139.25
Reserve Money	1,693,894.82	1,713,880.49



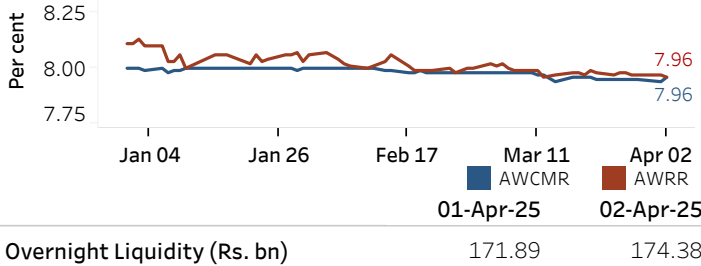
Money Market

Policy Rate(OPR): 8.00%

SRR: 2.00%

Weekly AWPR: 8.43%

Overnight Money Market



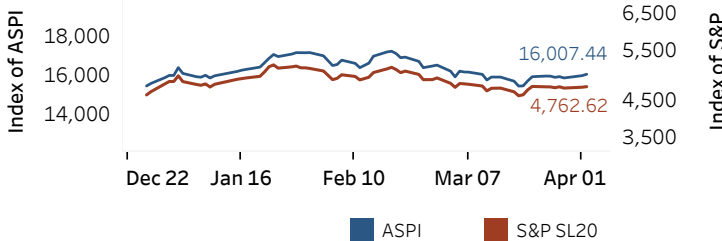
Yield Rates of T-Bills

	(per cent)	
	Primary Market 02-Apr-25	Secondary Market 02-Apr-25 ^(b)
91 Day	7.59	7.60
182 Day	7.91	-
364 Day	8.31	8.32

Source: Central Bank of Sri Lanka

Share Market

ASPI and S&P SL 20



02-Apr-25

Daily Turnover (Rs. mn)	2,297.22
Market Capitalization (Rs. bn)	5,688.56
PE Ratio	8.43

Foreign Purchases and Sales

	(Rs. mn)
Foreign Purchases	110.90
Foreign Sales	392.82

Source: Colombo Stock Exchange

Energy

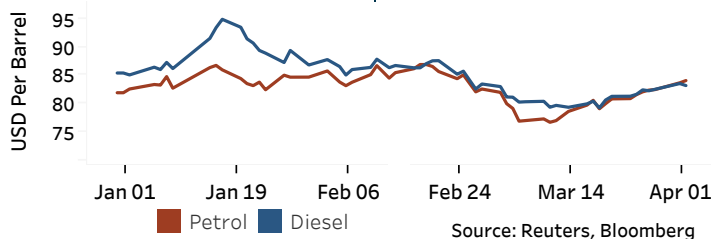
CPC Local Prices (LKR per Litre): Petrol (92 octane): 299.00

Auto Diesel: 286.00

Kerosene: 183.00

Global Petroleum Products

Crude Oil (USD per Barrel)			Refined (Singapore Platts)		
03-Apr-25 ^(c)		01-Apr-25	02-Apr-25		
Brent	WTI	OPEC	Petrol	Diesel	Kerosene
73.20	69.88	77.43	84.10	83.21	87.70



Electricity Generation

	01-Apr-25	02-Apr-25
Total Energy (GWh)	51.78	51.93
Peak Demand (MW)	2,678.80	2,616.20



Per cent	
37.4	Thermal Coal
19.2	Thermal Oil
33.2	Hydro
0.8	Wind
9.1	Solar (Bulk)
0.2	Biomass

Source: Ceylon Electricity Board

(a) The average buying and selling exchange rates are calculated based on the quotes provided at 9.30 AM on daily basis for Telegraphic Transfers (TT) for designated foreign currencies by the selected Licensed Banks (b) Based on actual transactions above Rs. 50 mn reported up to 4.00 PM (c) Updated at 8.00 AM