

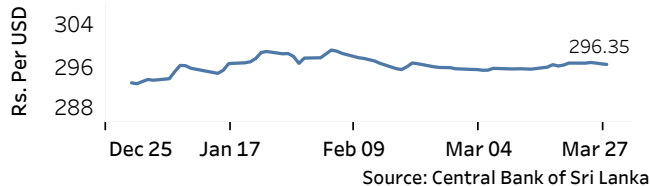


Real GDP Growth: 2024 5.0%    NCPI Y-o-Y Change: February -3.9%    CCPI Y-o-Y Change: March -2.6%

## Exchange Rates

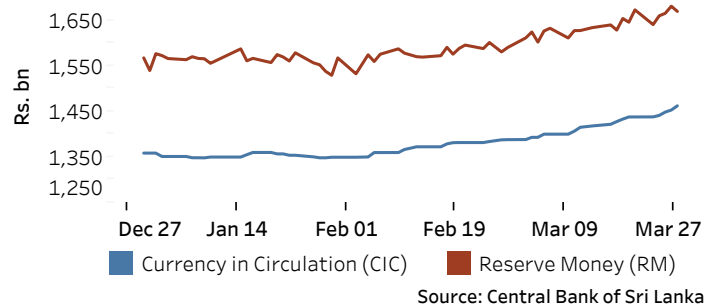
	TT Buying <sup>(a)</sup> (Rs. Per Unit)	TT Selling <sup>(a)</sup> (Rs. Per Unit)
28-Mar-25		
USD	292.0669	300.5806
GBP	376.5107	390.7131
EUR	313.3986	326.1557
JPY	1.9269	2.0037

## Indicative Rate of the USD/LKR Spot Exchange Rate



## Currency and Reserve Money

	(Rs.mn) 27-Mar-25	28-Mar-25
Currency in Circulation	1,452,930.90	1,462,185.72
Reserve Money	1,680,019.13	1,668,649.26



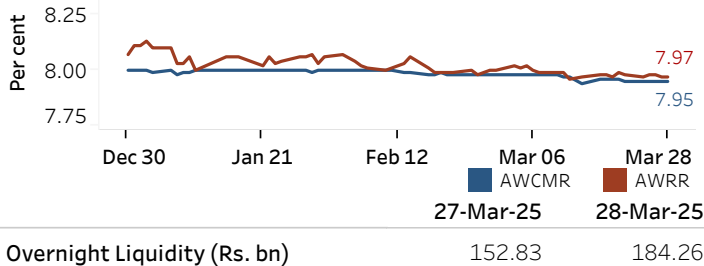
## Money Market

Policy Rate(OPR): 8.00%

SRR: 2.00%

Weekly AWPR: 8.43%

## Overnight Money Market



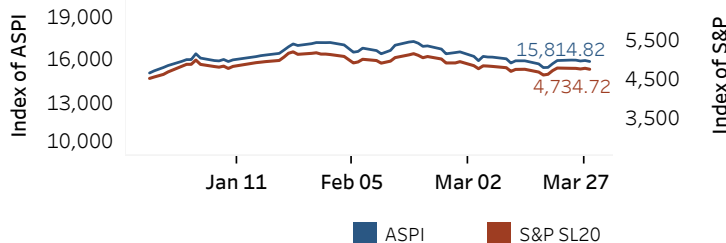
## Yield Rates of T-Bills

	Primary Market 26-Mar-25	Secondary Market 28-Mar-25 <sup>(b)</sup>
91 Day	7.50	7.40
182 Day	7.84	-
364 Day	8.25	-

Source: Central Bank of Sri Lanka

## Share Market

## ASPI and S&amp;P SL 20



## 28-Mar-25

Daily Turnover (Rs. mn)	1,656.43
Market Capitalization (Rs. bn)	5,606.37
PE Ratio	8.30

## Foreign Purchases and Sales

	(Rs. mn)
Foreign Purchases	170.57
Foreign Sales	218.73

Source: Colombo Stock Exchange

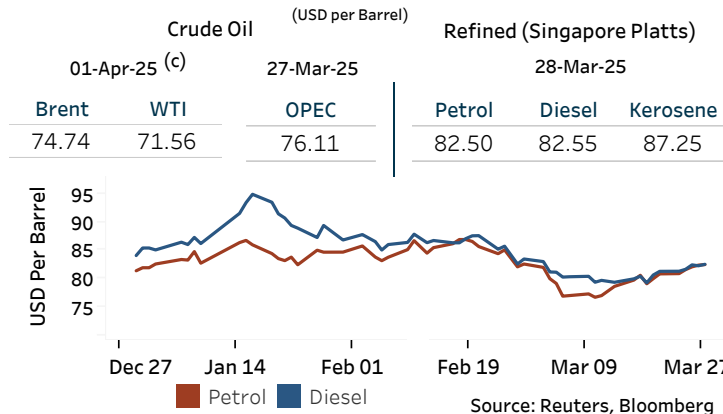
## Energy

CPC Local Prices (LKR per Litre): Petrol (92 octane): 309.00

Auto Diesel: 286.00

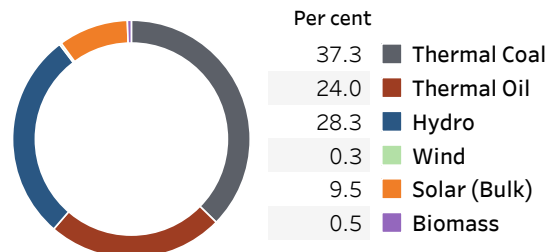
Kerosene: 183.00

## Global Petroleum Products



## Electricity Generation

	27-Mar-25	28-Mar-25
Total Energy (GWh)	51.63	52.05
Peak Demand (MW)	2,741.00	2,777.40



(a) The average buying and selling exchange rates are calculated based on the quotes provided at 9.30 AM on daily basis for Telegraphic Transfers (TT) for designated foreign currencies by the selected Licensed Banks (b) Based on actual transactions above Rs. 50 mn reported up to 4.00 PM (c) Updated at 8.00 AM