

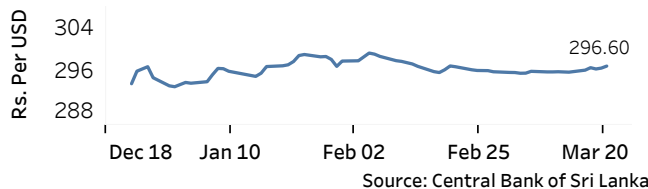


Real GDP Growth: 2024 5.0% NCPI Y-o-Y Change: February -3.9% CCPI Y-o-Y Change: February -4.2%

Exchange Rates

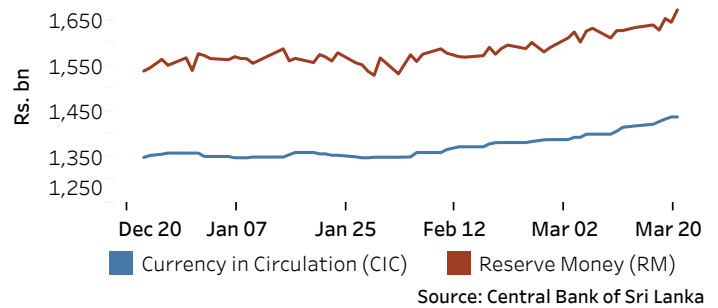
	TT Buying ^(a) (Rs. Per Unit)	TT Selling ^(a) (Rs. Per Unit)
21-Mar-25		
USD	292.2590	300.7575
GBP	377.1510	391.3330
EUR	315.0736	327.8859
JPY	1.9520	2.0281

Indicative Rate of the USD/LKR Spot Exchange Rate



Currency and Reserve Money

	(Rs.mn) 20-Mar-25	21-Mar-25
Currency in Circulation	1,437,796.65	1,437,791.40
Reserve Money	1,645,015.62	1,672,028.33



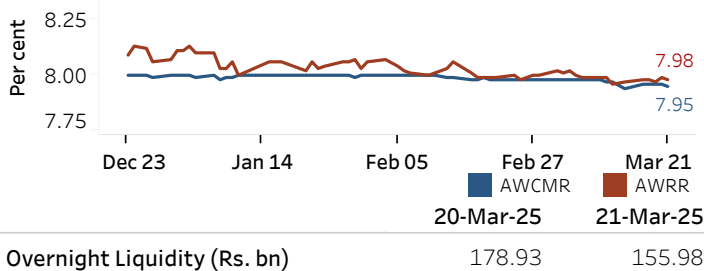
Money Market

Policy Rate(OPR): 8.00%

SRR: 2.00%

Weekly AWPR: 8.44%

Overnight Money Market



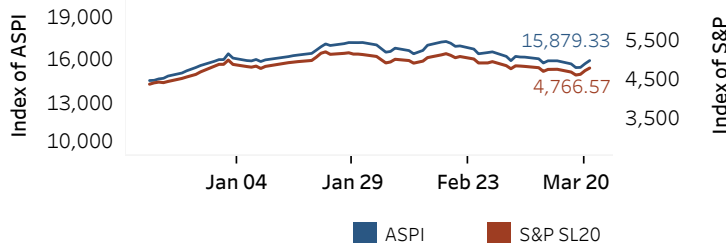
Yield Rates of T-Bills

	Primary Market 19-Mar-25	Secondary Market 21-Mar-25 ^(b)
91 Day	7.50	7.45
182 Day	7.84	7.80
364 Day	8.25	8.23

Source: Central Bank of Sri Lanka

Share Market

ASPI and S&P SL 20



21-Mar-25

Daily Turnover (Rs. mn)	1,662.95
Market Capitalization (Rs. bn)	5,604.26
PE Ratio	8.30

Foreign Purchases and Sales

	(Rs. mn)
Foreign Purchases	112.54
Foreign Sales	252.73

Source: Colombo Stock Exchange

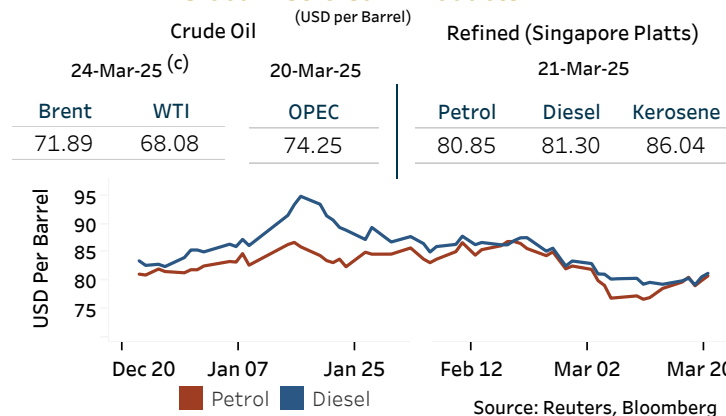
Energy

CPC Local Prices (LKR per Litre): Petrol (92 octane): 309.00

Auto Diesel: 286.00

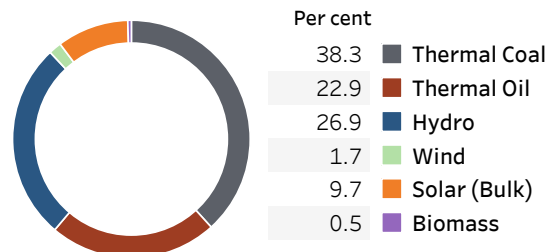
Kerosene: 183.00

Global Petroleum Products



Electricity Generation

	20-Mar-25	21-Mar-25
Total Energy (GWh)	49.84	51.61
Peak Demand (MW)	2,732.40	2,753.90



(a) The average buying and selling exchange rates are calculated based on the quotes provided at 9.30 AM on daily basis for Telegraphic Transfers (TT) for designated foreign currencies by the selected Licensed Banks (b) Based on actual transactions above Rs. 50 mn reported up to 4.00 PM (c) Updated at 8.00 AM