

# Daily Economic Indicators

20 March 2025



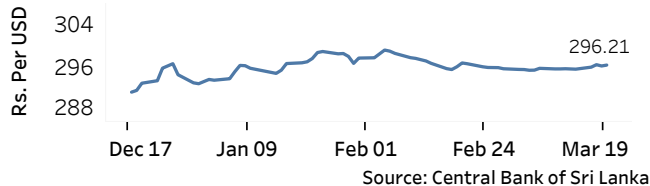
Central Bank of Sri Lanka  
Statistics Department

Real GDP Growth: 2024 5.0% NCPI Y-o-Y Change: January -4.0% CCPI Y-o-Y Change: February -4.2%

## Exchange Rates

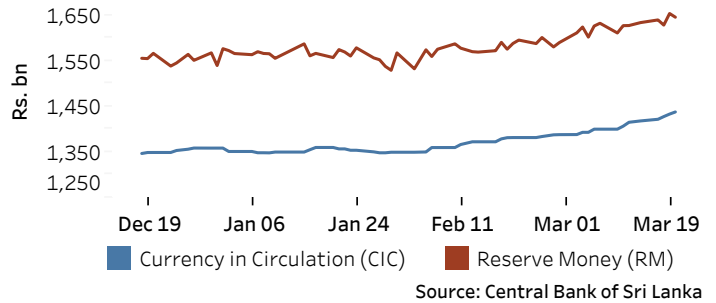
	TT Buying <sup>(a)</sup> (Rs. Per Unit)	TT Selling <sup>(a)</sup> (Rs. Per Unit)
20-Mar-25		
USD	292.1879	300.6864
GBP	378.5700	392.7904
EUR	316.9682	329.8592
JPY	1.9604	2.0378

### Indicative Rate of the USD/LKR Spot Exchange Rate



## Currency and Reserve Money

	(Rs.mn) 19-Mar-25	20-Mar-25
Currency in Circulation	1,433,110.19	1,437,796.65
Reserve Money	1,653,153.71	1,645,015.62



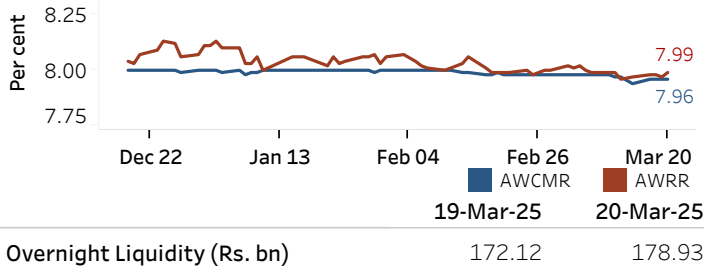
## Money Market

Policy Rate(OPR): 8.00%

SRR: 2.00%

Weekly AWPR: 8.37%

### Overnight Money Market



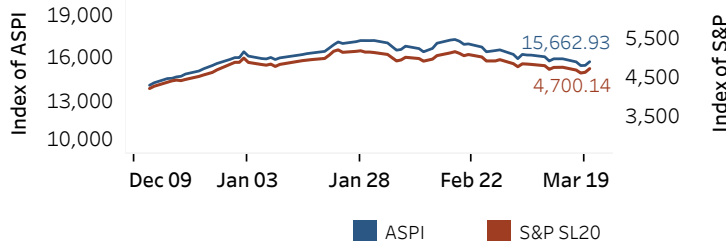
### Yield Rates of T-Bills

	Primary Market 19-Mar-25	Secondary Market 20-Mar-25 <sup>(b)</sup>
91 Day	7.50	7.35
182 Day	7.84	-
364 Day	8.25	8.24

Source: Central Bank of Sri Lanka

## Share Market

### ASPI and S&P SL 20



### 20-Mar-25

Daily Turnover (Rs. mn)	3,670.64
Market Capitalization (Rs. bn)	5,544.46
PE Ratio	8.21

### Foreign Purchases and Sales

	(Rs. mn)
Foreign Purchases	106.24
Foreign Sales	141.48

Source: Colombo Stock Exchange

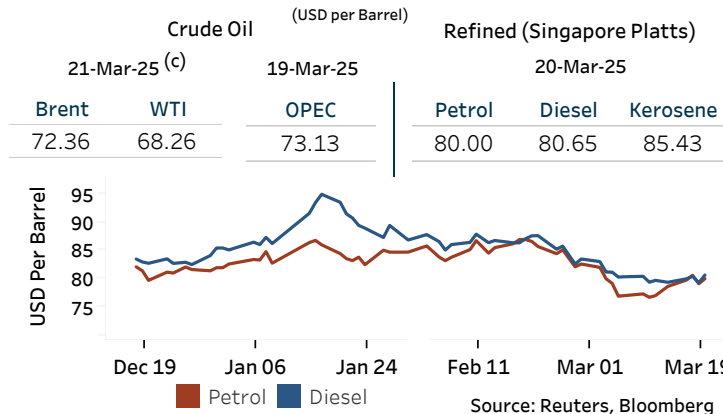
## Energy

CPC Local Prices (LKR per Litre): Petrol (92 octane): 309.00

Auto Diesel: 286.00

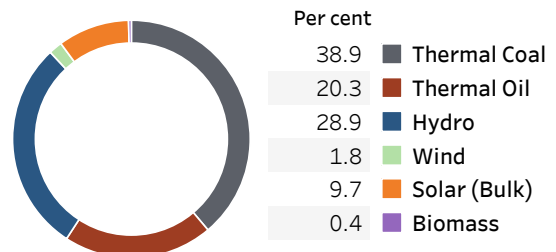
Kerosene: 183.00

### Global Petroleum Products



### Electricity Generation

	19-Mar-25	20-Mar-25
Total Energy (GWh)	51.32	49.84
Peak Demand (MW)	2,592.30	2,732.40



(a) The average buying and selling exchange rates are calculated based on the quotes provided at 9.30 AM on daily basis for Telegraphic Transfers (TT) for designated foreign currencies by the selected Licensed Banks (b) Based on actual transactions above Rs. 50 mn reported up to 4.00 PM (c) Updated at 8.00 AM

Published on 21-Mar-2025