

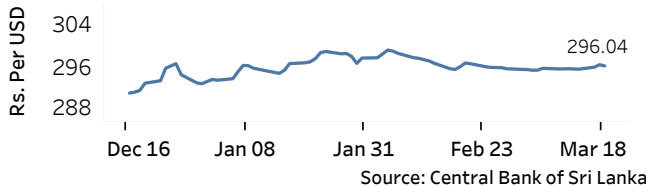


Real GDP Growth: 2024 5.0% NCPI Y-o-Y Change: January -4.0% CCPI Y-o-Y Change: February -4.2%

## Exchange Rates

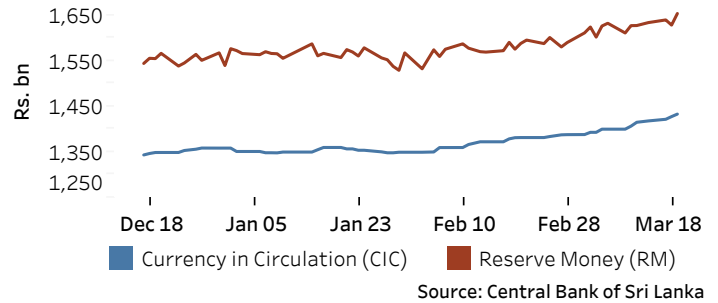
	TT Buying <sup>(a)</sup> (Rs. Per Unit)	TT Selling <sup>(a)</sup> (Rs. Per Unit)
19-Mar-25		
USD	291.8071	300.3172
GBP	377.7683	391.9335
EUR	317.4817	330.3817
JPY	1.9445	2.0207

## Indicative Rate of the USD/LKR Spot Exchange Rate



## Currency and Reserve Money

	(Rs.mn) 18-Mar-25	19-Mar-25
Currency in Circulation	1,427,653.18	1,433,110.19
Reserve Money	1,627,814.22	1,653,153.71



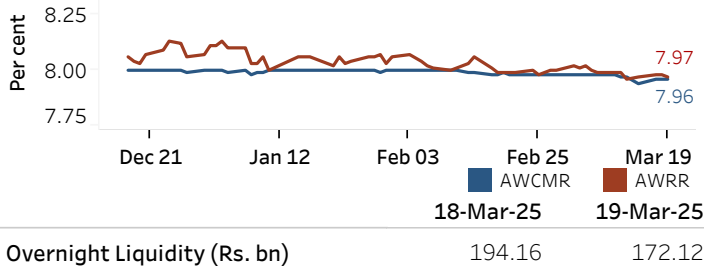
## Money Market

Policy Rate(OPR): 8.00%

SRR: 2.00%

Weekly AWPR: 8.37%

## Overnight Money Market



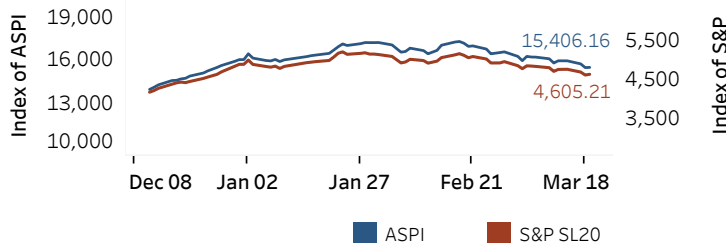
## Yield Rates of T-Bills

	Primary Market 19-Mar-25	Secondary Market 19-Mar-25 <sup>(b)</sup>
91 Day	7.50	7.50
182 Day	7.84	7.86
364 Day	8.25	8.25

Source: Central Bank of Sri Lanka

## Share Market

## ASPI and S&amp;P SL 20



## 19-Mar-25

Daily Turnover (Rs. mn)	1,254.49
Market Capitalization (Rs. bn)	5,453.48
PE Ratio	8.08

## Foreign Purchases and Sales

	(Rs. mn)
Foreign Purchases	34.15
Foreign Sales	19.92

Source: Colombo Stock Exchange

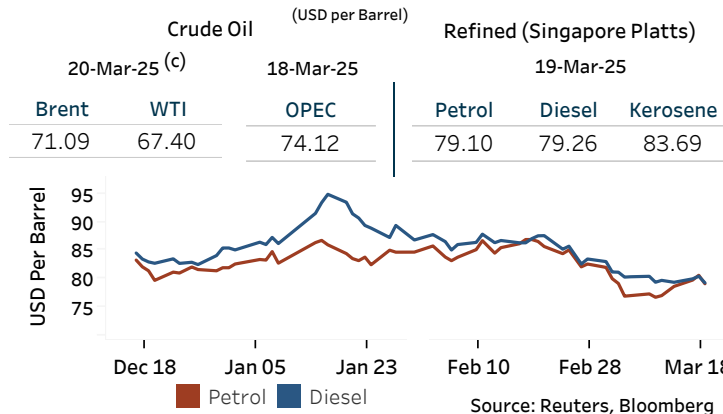
## Energy

CPC Local Prices (LKR per Litre): Petrol (92 octane): 309.00

Auto Diesel: 286.00

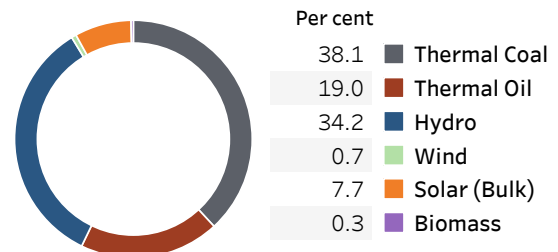
Kerosene: 183.00

## Global Petroleum Products



## Electricity Generation

	18-Mar-25	19-Mar-25
Total Energy (GWh)	50.04	51.32
Peak Demand (MW)	2,654.50	2,592.30



(a) The average buying and selling exchange rates are calculated based on the quotes provided at 9.30 AM on daily basis for Telegraphic Transfers (TT) for designated foreign currencies by the selected Licensed Banks (b) Based on actual transactions above Rs. 50 mn reported up to 4.00 PM (c) Updated at 8.00 AM

Published on 20-Mar-2025