

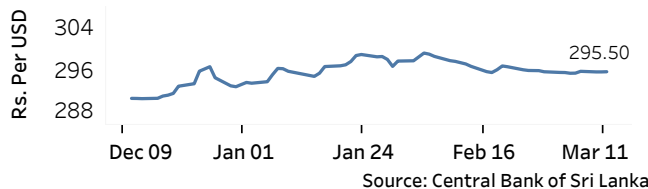


Real GDP Growth: 2024 Q3 5.5% NCPI Y-o-Y Change: January -4.0% CCPI Y-o-Y Change: February -4.2%

Exchange Rates

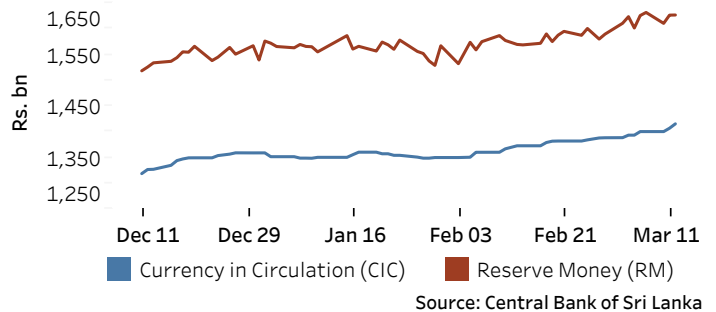
| | TT Buying (Rs. Per Unit) | TT Selling (Rs. Per Unit) |
|-----------|-----------------------------|------------------------------|
| 12-Mar-25 | | |
| USD | 291.2556 | 299.7977 |
| GBP | 375.1284 | 389.2797 |
| EUR | 315.6044 | 328.5463 |
| JPY | 1.9571 | 2.0342 |

Indicative Rate of the USD/LKR Spot Exchange Rate



Currency and Reserve Money

| | (Rs.mn) 11-Mar-25 | 12-Mar-25 |
|-------------------------|----------------------|--------------|
| Currency in Circulation | 1,406,670.88 | 1,415,207.13 |
| Reserve Money | 1,626,583.87 | 1,626,828.54 |



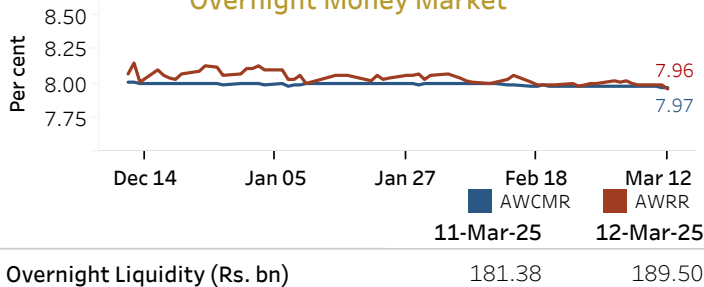
Money Market

Policy Rate(OPR): 8.00%

SRR: 2.00%

Weekly AWPR: 8.33%

Overnight Money Market



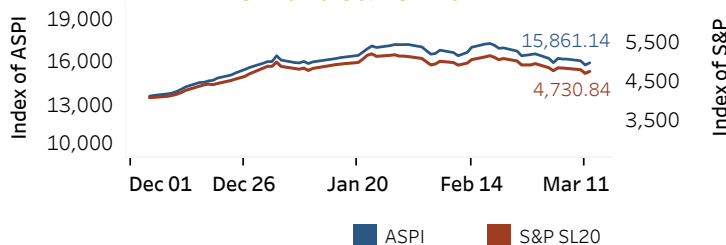
Yield Rates of T-Bills

| | Primary Market 11-Mar-25 | Secondary Market 12-Mar-25 ^(a) |
|---------|-----------------------------|--|
| 91 Day | 7.52 | - |
| 182 Day | 7.86 | 8.29 |
| 364 Day | 8.34 | - |

Source: Central Bank of Sri Lanka

Share Market

ASPI and S&P SL 20



12-Mar-25

| | |
|--------------------------------|----------|
| Daily Turnover (Rs. mn) | 2,423.63 |
| Market Capitalization (Rs. bn) | 5,605.27 |
| PE Ratio | 8.30 |

Foreign Purchases and Sales

| | (Rs. mn) |
|-------------------|----------|
| Foreign Purchases | 518.82 |
| Foreign Sales | 468.82 |

Source: Colombo Stock Exchange

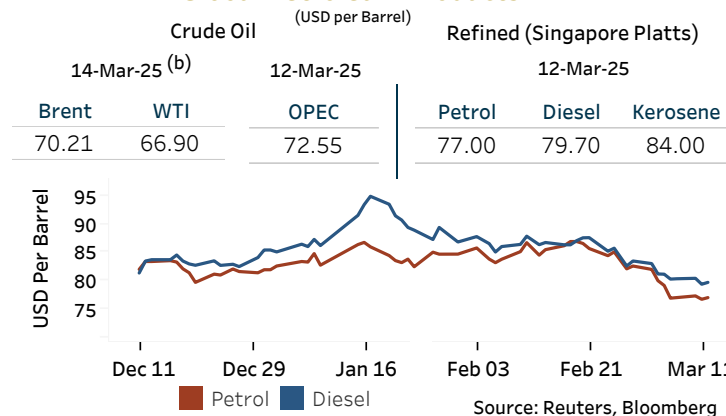
Energy

CPC Local Prices (LKR per Litre): Petrol (92 octane): 309.00

Auto Diesel: 286.00

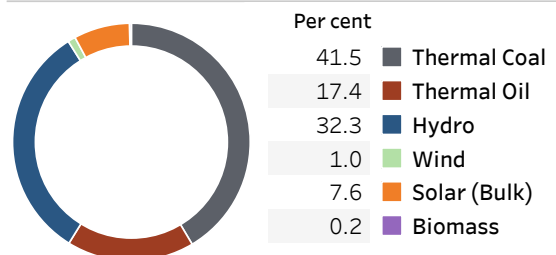
Kerosene: 183.00

Global Petroleum Products



Electricity Generation

| | 11-Mar-25 | 12-Mar-25 |
|--------------------|-----------|-----------|
| Total Energy (GWh) | 48.99 | 45.88 |
| Peak Demand (MW) | 2,425.30 | 2,651.20 |



(a) Based on actual transactions above Rs. 50 mn reported up to 4.00 PM (b) Updated at 8.00 AM

Published on 14-Mar-2025