

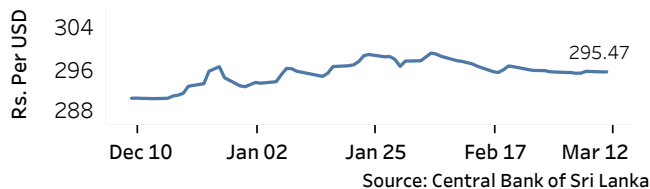


Real GDP Growth: 2024 Q3 5.5% NCPI Y-o-Y Change: January -4.0% CCPI Y-o-Y Change: February -4.2%

Exchange Rates

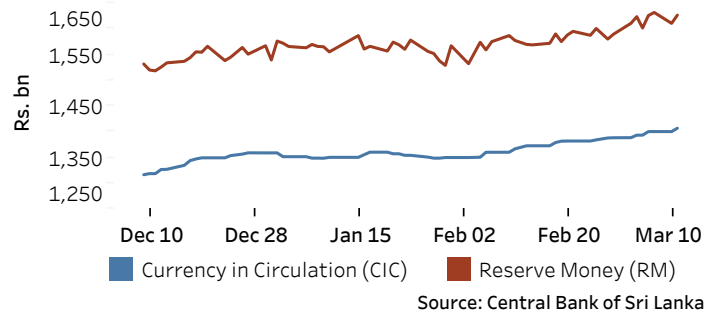
	TT Buying (Rs. Per Unit)	TT Selling (Rs. Per Unit)
11-Mar-25		
USD	291.2609	299.8003
GBP	373.8694	387.9400
EUR	314.3085	327.1240
JPY	1.9710	2.0490

Indicative Rate of the USD/LKR Spot Exchange Rate



Currency and Reserve Money

	(Rs.mn) 10-Mar-25	11-Mar-25
Currency in Circulation	1,400,129.09	1,406,670.88
Reserve Money	1,610,572.30	1,626,583.87



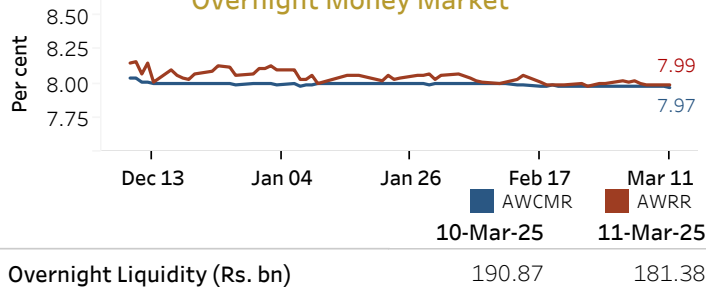
Money Market

Policy Rate(OPR): 8.00%

SRR: 2.00%

Weekly AWPR: 8.33%

Overnight Money Market



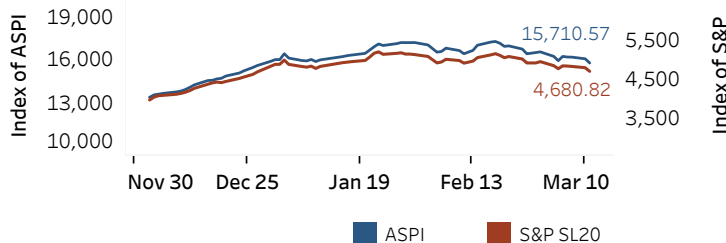
Yield Rates of T-Bills

	Primary Market 11-Mar-25	Secondary Market 11-Mar-25 ^(a)
91 Day	7.52	7.52
182 Day	7.86	7.86
364 Day	8.34	8.34

Source: Central Bank of Sri Lanka

Share Market

ASPI and S&P SL 20



11-Mar-25

Daily Turnover (Rs. mn)	2,497.12
Market Capitalization (Rs. bn)	5,541.78
PE Ratio	8.21

Foreign Purchases and Sales

	(Rs. mn)
Foreign Purchases	55.51
Foreign Sales	62.47

Source: Colombo Stock Exchange

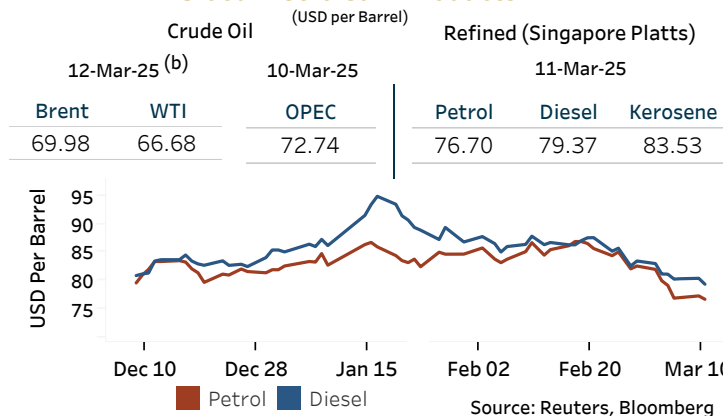
Energy

CPC Local Prices (LKR per Litre): Petrol (92 octane): 309.00

Auto Diesel: 286.00

Kerosene: 183.00

Global Petroleum Products



Electricity Generation

	10-Mar-25	11-Mar-25
Total Energy (GWh)	49.95	48.99
Peak Demand (MW)	2,593.10	2,425.30

