

# Daily Economic Indicators 03 February 2025



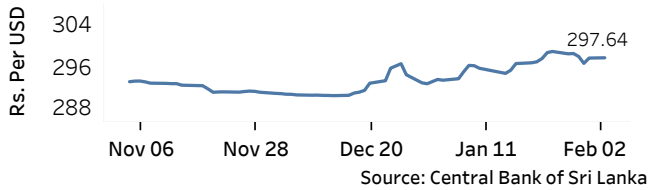
Central Bank of Sri Lanka  
Statistics Department

Real GDP Growth: 2024 Q3 5.5% NCPI Y-o-Y Change: December -2.0% CCPI Y-o-Y Change: January -4.0%

## Exchange Rates

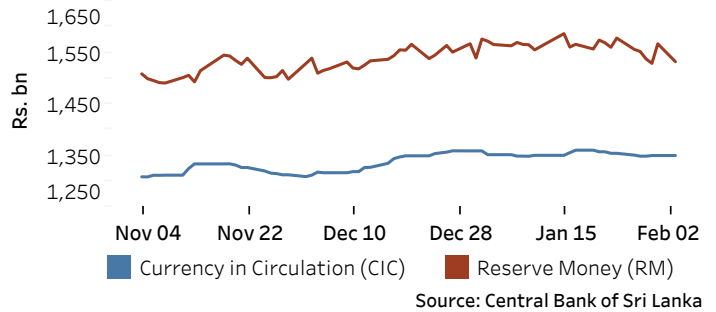
	TT Buying (Rs. Per Unit)	TT Selling (Rs. Per Unit)
03-Feb-25		
USD	294.4739	303.1114
GBP	359.6650	373.4702
EUR	299.2434	311.6689
JPY	1.8825	1.9580

## Indicative Rate of the USD/LKR Spot Exchange Rate



## Currency and Reserve Money

	(Rs.mn) 31-Jan-25	03-Feb-25
Currency in Circulation	1,349,667.96	1,349,666.28
Reserve Money	1,566,950.20	1,532,180.96



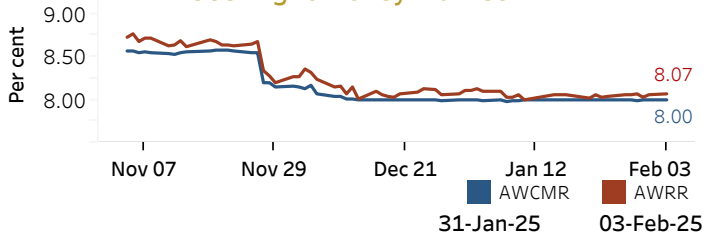
## Money Market

Policy Rate(OPR): 8.00%

SRR: 2.00%

Weekly AWPR: 8.56%

## Overnight Money Market



## Yield Rates of T-Bills

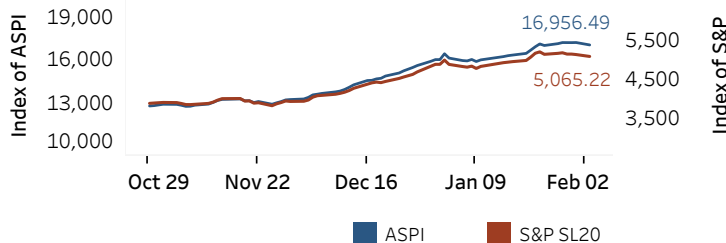
	Primary Market 29-Jan-25	Secondary Market 03-Feb-25 <sup>(a)</sup>
91 Day	7.93	7.75
182 Day	8.09	-
364 Day	8.47	8.41

Source: Central Bank of Sri Lanka

Overnight Liquidity (Rs. bn) 161.96 184.95

## Share Market

### ASPI and S&P SL 20



### 03-Feb-25

Daily Turnover (Rs. mn)	3,036.40
Market Capitalization (Rs. bn)	6,049.69
PE Ratio	9.44

### Foreign Purchases and Sales

	(Rs. mn)
Foreign Purchases	42.32
Foreign Sales	221.60

Source: Colombo Stock Exchange

## Energy

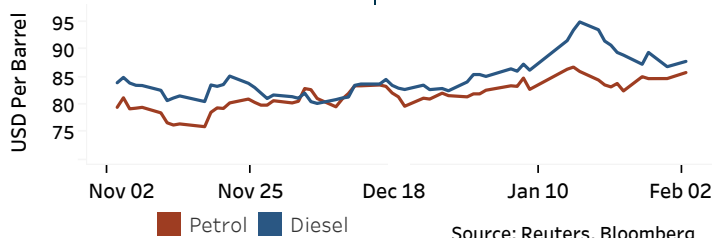
CPC Local Prices (LKR per Litre): Petrol (92 octane): 309.00

Auto Diesel: 286.00

Kerosene: 183.00

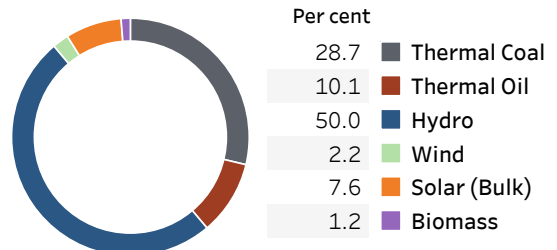
### Global Petroleum Products

Crude Oil (USD per Barrel)			Refined (Singapore Platts)		
05-Feb-25 <sup>(b)</sup>	WTI	OPEC	Petrol	Diesel	Kerosene
76.04	72.64	77.99	85.80	87.82	92.38



### Electricity Generation

	02-Feb-25	03-Feb-25
Total Energy (GWh)	38.67	45.03
Peak Demand (MW)	2,336.50	2,539.60



Source: Ceylon Electricity Board

(a) Based on actual transactions above Rs. 50 mn reported up to 4.00 PM (b) Updated at 8.00 AM

Published on 05-Feb-2025