

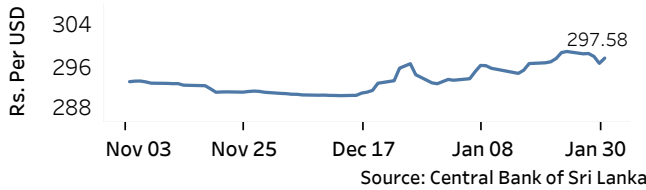


Real GDP Growth: 2024 Q3 5.5% NCPI Y-o-Y Change: December -2.0% CCPI Y-o-Y Change: January -4.0%

Exchange Rates

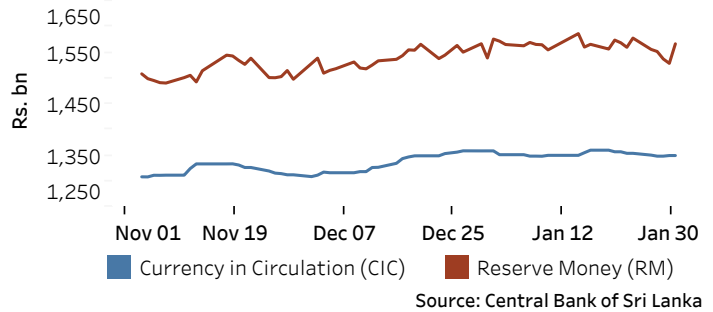
31-Jan-25	TT Buying	TT Selling
	(Rs. Per Unit)	(Rs. Per Unit)
USD	293.2328	301.9936
GBP	363.2419	376.9782
EUR	303.1416	315.5483
JPY	1.8945	1.9691

Indicative Rate of the USD/LKR Spot Exchange Rate



Currency and Reserve Money

	(Rs.mn) 30-Jan-25	31-Jan-25
Currency in Circulation	1,349,668.02	1,349,667.96
Reserve Money	1,528,893.24	1,566,950.20



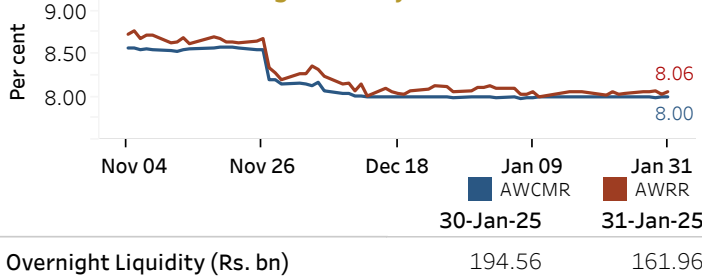
Money Market

Policy Rate(OPR): 8.00%

SRR: 2.00%

Weekly AWPR: 8.56%

Overnight Money Market



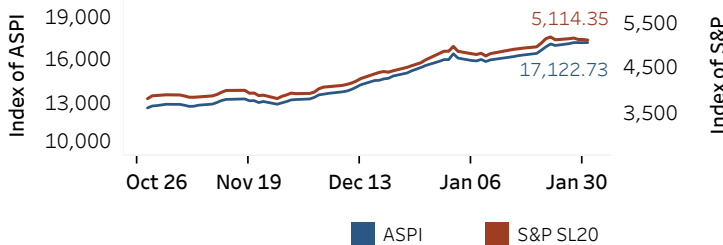
Yield Rates of T-Bills

	(per cent)	
	Primary Market 29-Jan-25	Secondary Market 31-Jan-25 ^(a)
91 Day	7.93	7.78
182 Day	8.09	-
364 Day	8.47	-

Source: Central Bank of Sri Lanka

Share Market

ASPI and S&P SL 20



31-Jan-25

Daily Turnover (Rs. mn)	5,159.18
Market Capitalization (Rs. bn)	6,113.93
PE Ratio	9.54

Foreign Purchases and Sales

	(Rs. mn)
Foreign Purchases	118.80
Foreign Sales	524.37

Source: Colombo Stock Exchange

Energy

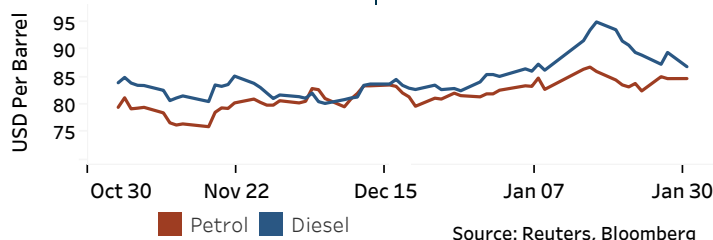
CPC Local Prices (LKR per Litre): Petrol (92 octane): 309.00

Auto Diesel: 286.00

Kerosene: 183.00

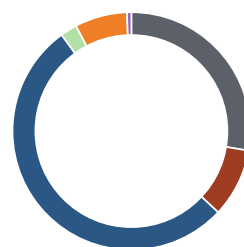
Global Petroleum Products

Crude Oil (USD per Barrel)			Refined (Singapore Platts)		
03-Feb-25 ^(b)		30-Jan-25	31-Jan-25		
Brent	WTI	OPEC	Petrol	Diesel	Kerosene
76.08	73.69	79.38	84.71	86.86	92.46



Electricity Generation

	30-Jan-25	31-Jan-25
Total Energy (GWh)	47.11	47.01
Peak Demand (MW)	2,537.00	2,526.50



Per cent	
27.7	Thermal Coal
9.3	Thermal Oil
53.0	Hydro
2.3	Wind
7.1	Solar (Bulk)
0.6	Biomass

Source: Ceylon Electricity Board