

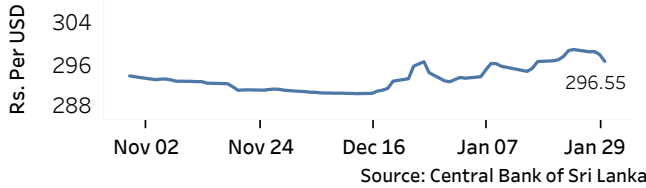


Real GDP Growth: 2024 Q3 5.5% NCPI Y-o-Y Change: December -2.0% CCPI Y-o-Y Change: December -1.7%

Exchange Rates

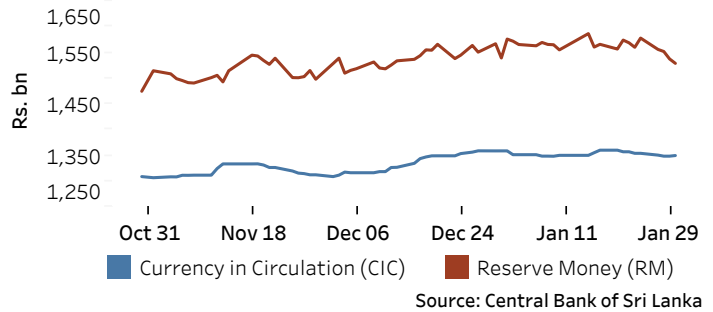
30-Jan-25	TT Buying	TT Selling
	(Rs. Per Unit)	(Rs. Per Unit)
USD	292.4561	301.1598
GBP	362.6612	376.5755
EUR	303.1498	315.6527
JPY	1.8858	1.9606

Indicative Rate of the USD/LKR Spot Exchange Rate



Currency and Reserve Money

	(Rs.mn) 29-Jan-25	30-Jan-25
Currency in Circulation	1,348,455.52	1,349,668.02
Reserve Money	1,537,504.77	1,528,893.24



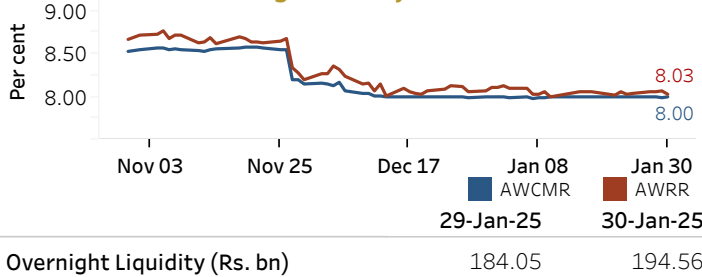
Money Market

Policy Rate(OPR): 8.00%

SRR: 2.00%

Weekly AWPR: 8.67%

Overnight Money Market



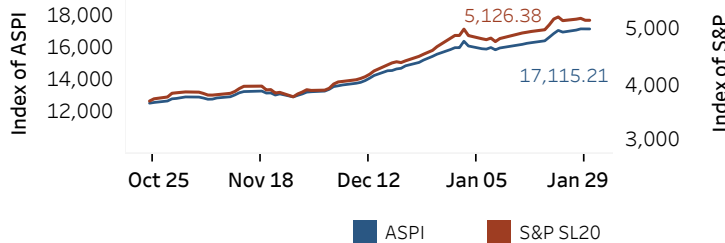
Yield Rates of T-Bills

	(per cent)	
	Primary Market 29-Jan-25	Secondary Market 30-Jan-25 ^(a)
91 Day	7.93	7.93
182 Day	8.09	8.07
364 Day	8.47	8.45

Source: Central Bank of Sri Lanka

Share Market

ASPI and S&P SL 20



30-Jan-25

Daily Turnover (Rs. mn)	7,366.29
Market Capitalization (Rs. bn)	6,100.73
PE Ratio	9.52

Foreign Purchases and Sales

	(Rs. mn)
Foreign Purchases	243.60
Foreign Sales	2,440.87

Source: Colombo Stock Exchange

Energy

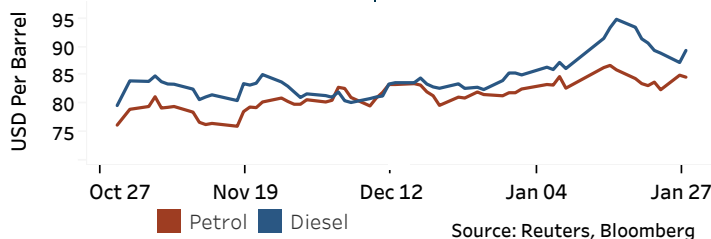
CPC Local Prices (LKR per Litre): Petrol (92 octane): 309.00

Auto Diesel: 286.00

Kerosene: 183.00

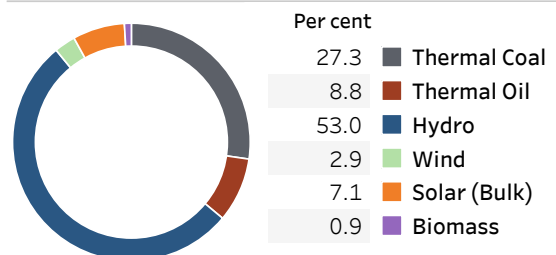
Global Petroleum Products

Crude Oil (USD per Barrel)			Refined (Singapore Platts)		
31-Jan-25 ^(b)		29-Jan-25	28-Jan-25		
Brent	WTI	OPEC	Petrol	Diesel	Kerosene
77.21	73.17	79.52	84.70	89.44	93.86



Electricity Generation

	29-Jan-25	30-Jan-25
Total Energy (GWh)	47.82	47.11
Peak Demand (MW)	2,505.20	2,537.00



Source: Ceylon Electricity Board