Daily Economic Indicators 29 January 2025

Central Bank of Sri Lanka
Statistics Department

Real GDP Growth: 2024 Q3 5.5% NCPI Y-o-Y Change: December -2.0% CCPI Y-o-Y Change: December -1.7%

Exchange Rates

29-Jan-25	TT Buying (Rs. Per Unit)	TT Selling (Rs. Per Unit)
USD	292.9214	301.6055
GBP	362.9528	376.8001
EUR	303.9024	316.3548
JPY	1.8737	1.9489

Indicative Rate of the USD/LKR Spot Exchange Rate

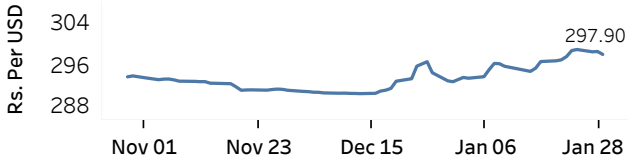

Source: Central Bank of Sri Lanka

Currency and Reserve Money

(Rs.mn)

	28-Jan-25	29-Jan-25
Currency in Circulation	1,348,455.51	1,348,455.52
Reserve Money	1,551,980.72	1,537,504.77

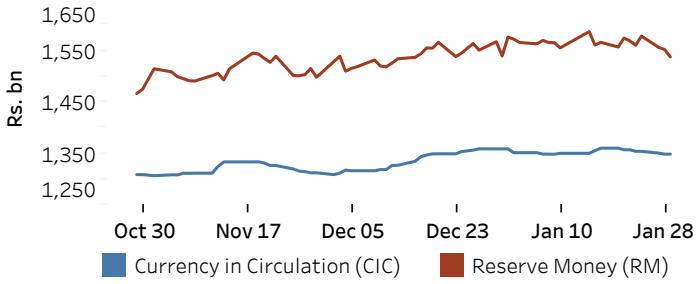

Source: Central Bank of Sri Lanka

Money Market

Policy Rate(OPR): 8.00% SRR: 2.00% Weekly AWPR: 8.67%

Overnight Money Market

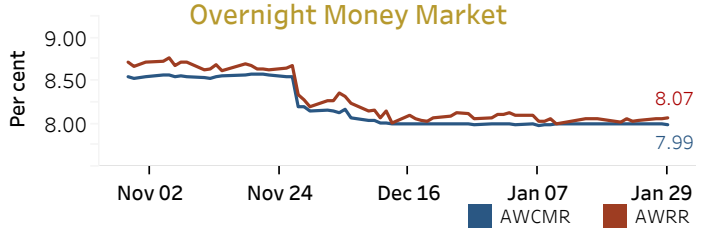

	28-Jan-25	29-Jan-25
Overnight Liquidity (Rs. bn)	158.86	184.05

Yield Rates of T-Bills

(per cent)

	Primary Market 29-Jan-25	Secondary Market 29-Jan-25 (a)
91 Day	7.93	7.91
182 Day	8.09	8.10
364 Day	8.47	8.46

Source: Central Bank of Sri Lanka

Share Market

ASPI and S&P SL 20

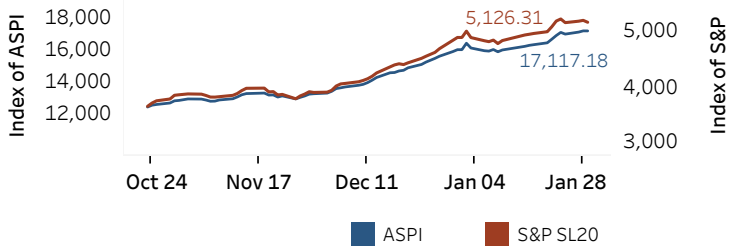

29-Jan-25	
Daily Turnover (Rs. mn)	8,408.32
Market Capitalization (Rs. bn)	6,110.83
PE Ratio	9.53

Foreign Purchases and Sales

(Rs. mn)

Foreign Purchases	178.24
Foreign Sales	1,102.21

Source: Colombo Stock Exchange

Energy

CPC Local Prices (LKR per Litre): Petrol (92 octane): 309.00 Auto Diesel: 286.00 Kerosene: 183.00

Global Petroleum Products

(USD per Barrel)

Crude Oil 30-Jan-25 (b) Brent	WTI	Crude Oil 28-Jan-25 OPEC	Refined (Singapore Platts) 28-Jan-25 Petrol	Diesel	Kerosene
76.73	72.84	79.56	84.70	89.44	93.86

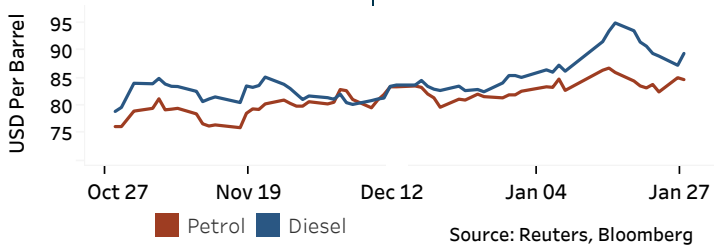

Source: Reuters, Bloomberg

Electricity Generation

	28-Jan-25	29-Jan-25
Total Energy (GWh)	47.72	47.82
Peak Demand (MW)	2,458.90	2,505.20

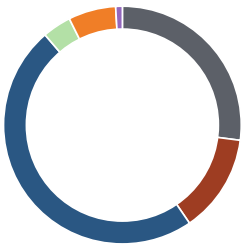

Per cent	
27.1	Thermal Coal
13.4	Thermal Oil
48.3	Hydro
3.9	Wind
6.5	Solar (Bulk)
0.9	Biomass

Source: Ceylon Electricity Board

(a) Based on actual transactions above Rs. 50 mn reported up to 4.00 PM (b) Updated at 8.00 AM

Published on 30-Jan-2025