



Real GDP Growth: 2024 Q3 5.5% NCPI Y-o-Y Change: December -2.0% CCPI Y-o-Y Change: December -1.7%

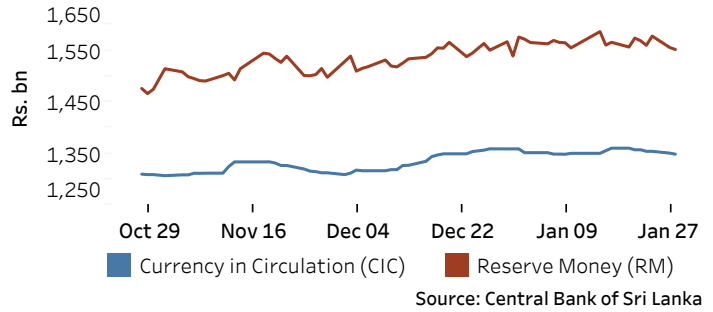
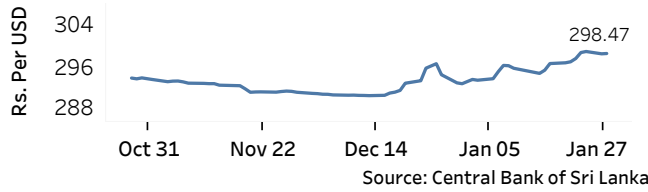
Exchange Rates

28-Jan-25	TT Buying	TT Selling
	(Rs. Per Unit)	(Rs. Per Unit)
USD	294.1801	302.8942
GBP	364.6065	378.5547
EUR	305.1557	317.7282
JPY	1.8816	1.9569

Currency and Reserve Money

	(Rs.mn) 27-Jan-25	28-Jan-25
Currency in Circulation	1,350,485.50	1,348,455.51
Reserve Money	1,556,033.77	1,551,980.72

Indicative Rate of the USD/LKR Spot Exchange Rate



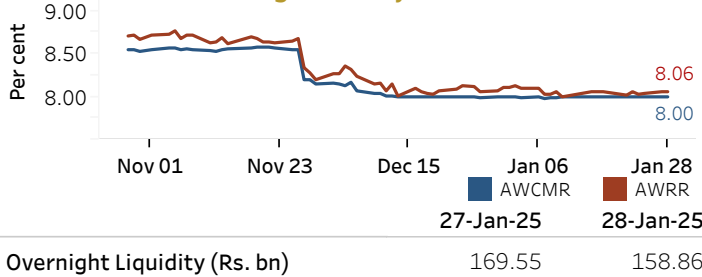
Money Market

Policy Rate(OPR): 8.00%

SRR: 2.00%

Weekly AWPR: 8.67%

Overnight Money Market

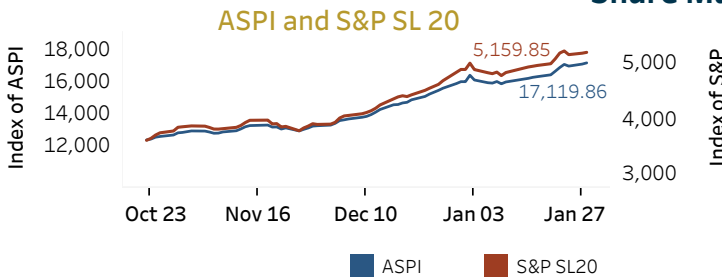


Yield Rates of T-Bills

	(per cent)	
	Primary Market 22-Jan-25	Secondary Market 28-Jan-25 ^(a)
91 Day	8.12	8.05
182 Day	8.25	8.11
364 Day	8.63	8.48

Source: Central Bank of Sri Lanka

Share Market



28-Jan-25

Daily Turnover (Rs. mn)	6,351.30
Market Capitalization (Rs. bn)	6,099.47
PE Ratio	9.52

Foreign Purchases and Sales

	(Rs. mn)
Foreign Purchases	126.11
Foreign Sales	426.20

Source: Colombo Stock Exchange

Energy

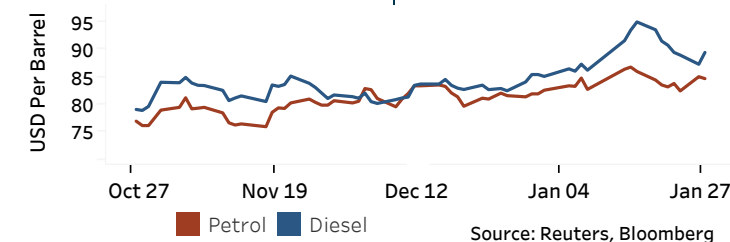
CPC Local Prices (LKR per Litre): Petrol (92 octane): 309.00

Auto Diesel: 286.00

Kerosene: 183.00

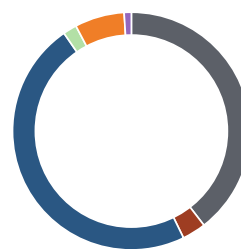
Global Petroleum Products

Crude Oil (USD per Barrel)			Refined (Singapore Platts)		
29-Jan-25 ^(b)		27-Jan-25	28-Jan-25		
Brent	WTI	OPEC	Petrol	Diesel	Kerosene
77.41	73.72	80.07	84.70	89.44	93.86



Electricity Generation

	27-Jan-25	28-Jan-25
Total Energy (GWh)	45.68	47.72
Peak Demand (MW)	2,497.80	2,458.90



Per cent	
39.6	Thermal Coal
3.2	Thermal Oil
47.6	Hydro
1.9	Wind
6.7	Solar (Bulk)
1.0	Biomass

Source: Ceylon Electricity Board