

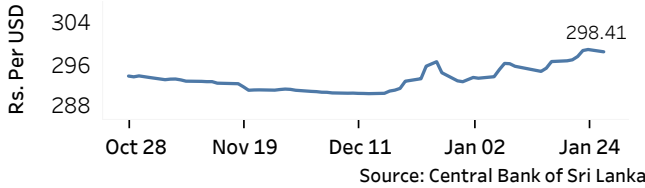


Real GDP Growth: 2024 Q3 5.5% NCPI Y-o-Y Change: December -2.0% CCPI Y-o-Y Change: December -1.7%

Exchange Rates

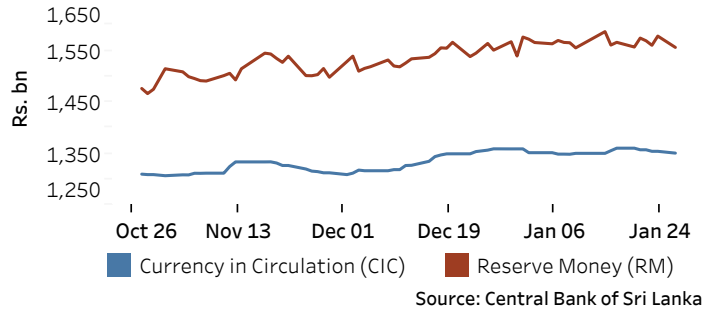
	TT Buying (Rs. Per Unit)	TT Selling (Rs. Per Unit)
27-Jan-25		
USD	294.0153	302.7727
GBP	364.5310	378.5186
EUR	305.9510	318.5633
JPY	1.8810	1.9554

Indicative Rate of the USD/LKR Spot Exchange Rate



Currency and Reserve Money

	(Rs.mn) 24-Jan-25	27-Jan-25
Currency in Circulation	1,353,985.38	1,350,485.50
Reserve Money	1,578,074.30	1,556,033.77



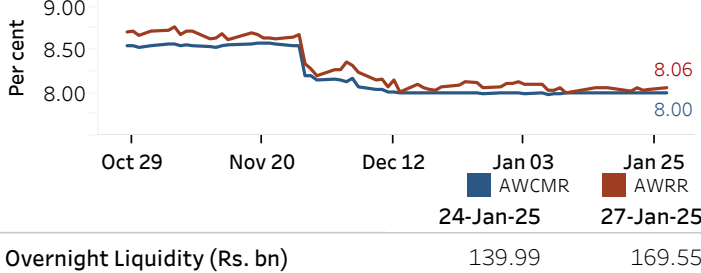
Money Market

Policy Rate(OPR): 8.00%

SRR: 2.00%

Weekly AWPR: 8.67%

Overnight Money Market



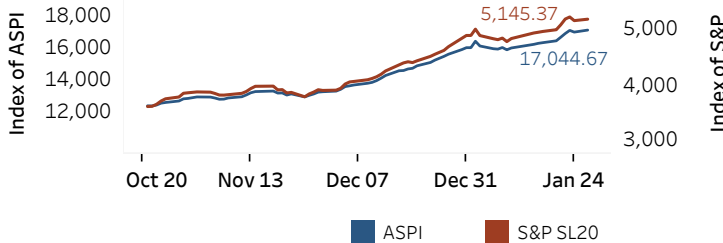
Yield Rates of T-Bills

	Primary Market 22-Jan-25	Secondary Market 27-Jan-25 ^(a)
91 Day	8.12	-
182 Day	8.25	-
364 Day	8.63	-

Source: Central Bank of Sri Lanka

Share Market

ASPI and S&P SL 20



27-Jan-25

Daily Turnover (Rs. mn)	5,938.31
Market Capitalization (Rs. bn)	6,068.10
PE Ratio	9.47

Foreign Purchases and Sales

	(Rs. mn)
Foreign Purchases	138.42
Foreign Sales	630.86

Source: Colombo Stock Exchange

Energy

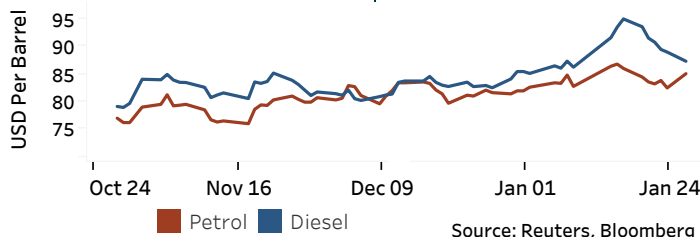
CPC Local Prices (LKR per Litre): Petrol (92 octane): 309.00

Auto Diesel: 286.00

Kerosene: 183.00

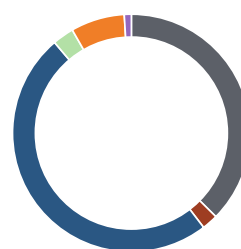
Global Petroleum Products

Crude Oil (USD per Barrel)			Refined (Singapore Platts)		
	28-Jan-25 ^(b)	24-Jan-25		27-Jan-25	
Brent	77.06		Petrol	85.05	Diesel
WTI	73.15			87.30	Kerosene
OPEC	80.45			92.88	



Electricity Generation

	26-Jan-25	27-Jan-25
Total Energy (GWh)	40.00	45.68
Peak Demand (MW)	2,206.30	2,497.80



Per cent	
37.4	Thermal Coal
2.2	Thermal Oil
49.2	Hydro
2.9	Wind
7.3	Solar (Bulk)
0.9	Biomass

Source: Ceylon Electricity Board