Daily Economic Indicators 23 January 2025

Central Bank of Sri Lanka
Statistics Department

Real GDP Growth: 2024 Q3 5.5% NCPI Y-o-Y Change: December -2.0% CCPI Y-o-Y Change: December -1.7%

Exchange Rates

23-Jan-25	TT Buying (Rs. Per Unit)	TT Selling (Rs. Per Unit)
USD	294.4667	303.2450
GBP	361.0603	374.9310
EUR	304.7681	317.2322
JPY	1.8725	1.9479

Indicative Rate of the USD/LKR Spot Exchange Rate

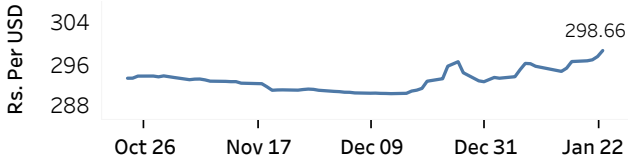

Source: Central Bank of Sri Lanka

Currency and Reserve Money

(Rs.mn)

	22-Jan-25	23-Jan-25
Currency in Circulation	1,356,980.65	1,353,987.73
Reserve Money	1,568,909.48	1,560,156.85

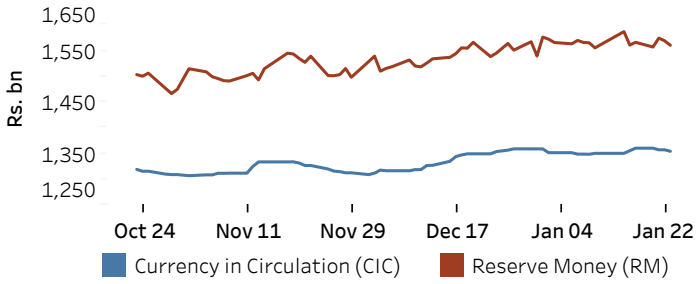

Source: Central Bank of Sri Lanka

Money Market

Policy Rate(OPR): 8.00% SRR: 2.00% Weekly AWPR: 8.65%

Overnight Money Market

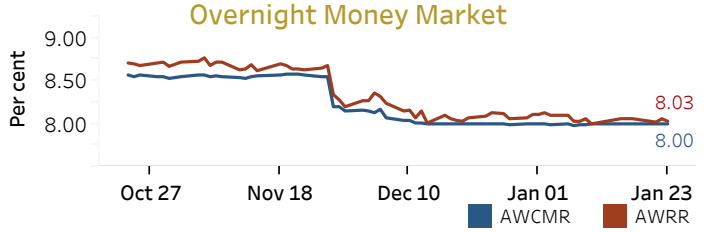

	22-Jan-25	23-Jan-25
Overnight Liquidity (Rs. bn)	148.47	156.13

Yield Rates of T-Bills

(per cent)

	Primary Market 22-Jan-25	Secondary Market 23-Jan-25 (a)
91 Day	8.12	8.07
182 Day	8.25	8.25
364 Day	8.63	8.55

Source: Central Bank of Sri Lanka

Share Market

ASPI and S&P SL 20

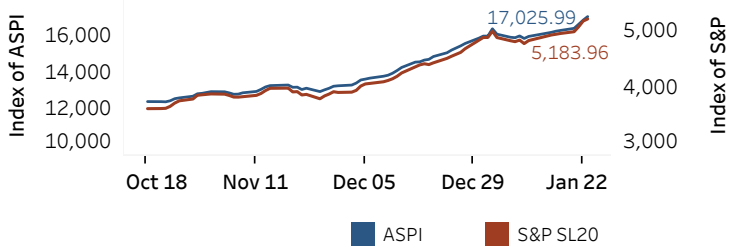

23-Jan-25	
Daily Turnover (Rs. mn)	9,783.04
Market Capitalization (Rs. bn)	6,038.79
PE Ratio	9.42

Foreign Purchases and Sales

(Rs. mn)

Foreign Purchases	616.07
Foreign Sales	1,181.68

Source: Colombo Stock Exchange

Energy

CPC Local Prices (LKR per Litre): Petrol (92 octane): 309.00 Auto Diesel: 286.00 Kerosene: 183.00

Global Petroleum Products

(USD per Barrel)

Crude Oil 24-Jan-25 (b)		22-Jan-25	Refined (Singapore Platts) 23-Jan-25		
Brent	WTI	OPEC	Petrol	Diesel	Kerosene
78.10	74.40	80.90	83.82	89.44	93.86

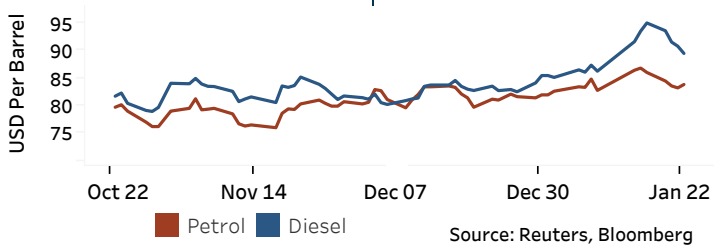

Source: Reuters, Bloomberg

Electricity Generation

	22-Jan-25	23-Jan-25
Total Energy (GWh)	48.77	46.19
Peak Demand (MW)	2,446.80	2,473.30

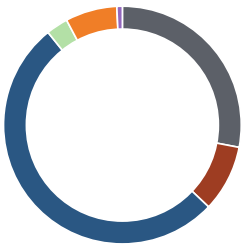

Per cent	
28.0	Thermal Coal
9.1	Thermal Oil
52.2	Hydro
3.0	Wind
7.0	Solar (Bulk)
0.7	Biomass

Source: Ceylon Electricity Board

(a) Based on actual transactions above Rs. 50 mn reported up to 4.00 PM (b) Updated at 8.00 AM

Published on 24-Jan-2025