

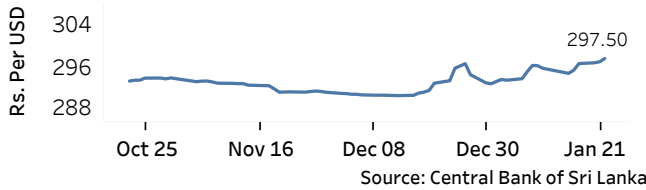


Real GDP Growth: 2024 Q3 5.5% NCPI Y-o-Y Change: December -2.0% CCPI Y-o-Y Change: December -1.7%

Exchange Rates

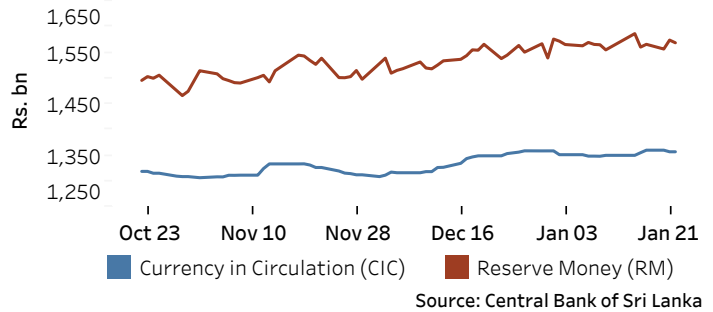
22-Jan-25	TT Buying	TT Selling
	(Rs. Per Unit)	(Rs. Per Unit)
USD	293.4537	302.0200
GBP	360.1813	374.2271
EUR	303.6468	316.2241
JPY	1.8747	1.9499

Indicative Rate of the USD/LKR Spot Exchange Rate



Currency and Reserve Money

	(Rs.mn) 21-Jan-25	22-Jan-25
Currency in Circulation	1,356,980.55	1,356,980.65
Reserve Money	1,574,163.47	1,568,909.48



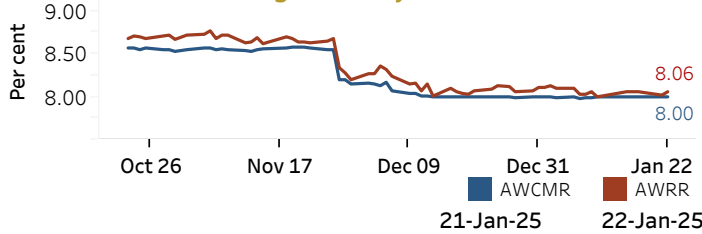
Money Market

Policy Rate(OPR): 8.00%

SRR: 2.00%

Weekly AWPR: 8.65%

Overnight Money Market



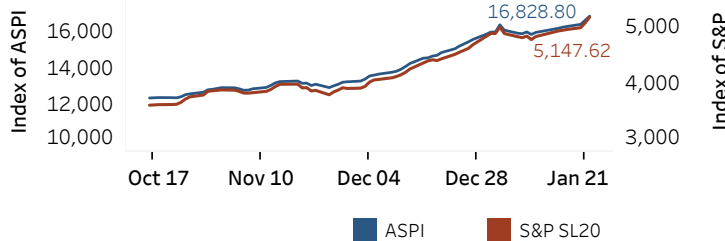
Yield Rates of T-Bills

	(per cent)	
	Primary Market 22-Jan-25	Secondary Market 22-Jan-25 ^(a)
91 Day	8.12	8.08
182 Day	8.25	8.27
364 Day	8.63	8.64

Source: Central Bank of Sri Lanka

Share Market

ASPI and S&P SL 20



22-Jan-25

Daily Turnover (Rs. mn)	10,663.06
Market Capitalization (Rs. bn)	5,967.55
PE Ratio	9.31

Foreign Purchases and Sales

	(Rs. mn)
Foreign Purchases	219.60
Foreign Sales	889.74

Source: Colombo Stock Exchange

Energy

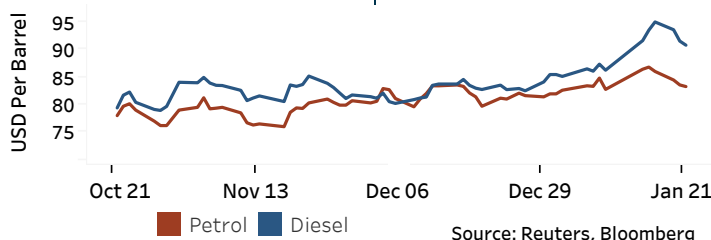
CPC Local Prices (LKR per Litre): Petrol (92 octane): 309.00

Auto Diesel: 286.00

Kerosene: 183.00

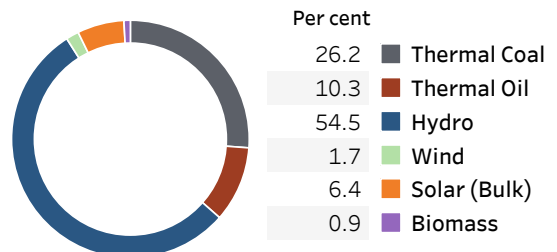
Global Petroleum Products

Crude Oil (USD per Barrel)			Refined (Singapore Platts)		
23-Jan-25 ^(b)		21-Jan-25	22-Jan-25		
Brent	WTI	OPEC	Petrol	Diesel	Kerosene
78.76	75.23	81.74	83.26	90.75	94.67



Electricity Generation

	21-Jan-25	22-Jan-25
Total Energy (GWh)	46.55	48.77
Peak Demand (MW)	2,518.30	2,446.80



Source: Ceylon Electricity Board