

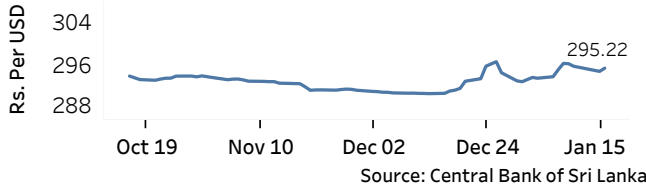


Real GDP Growth: 2024 Q3 5.5% NCPI Y-o-Y Change: November -1.7% CCPI Y-o-Y Change: December -1.7%

Exchange Rates

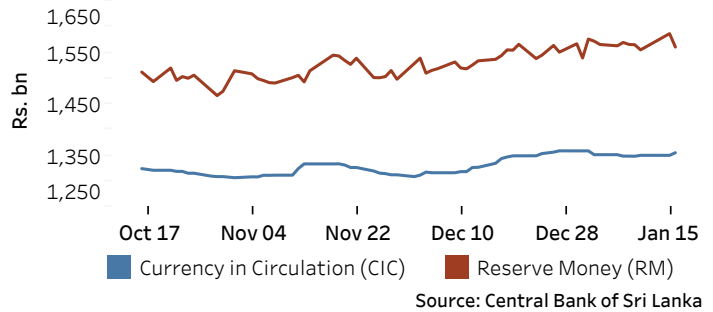
16-Jan-25	TT Buying	TT Selling
	(Rs. Per Unit)	(Rs. Per Unit)
USD	291.3844	299.9321
GBP	354.5875	368.3718
EUR	298.0476	310.3782
JPY	1.8611	1.9358

Indicative Rate of the USD/LKR Spot Exchange Rate



Currency and Reserve Money

	(Rs.mn) 15-Jan-25	16-Jan-25
Currency in Circulation	1,350,047.86	1,355,192.75
Reserve Money	1,586,743.96	1,560,586.71



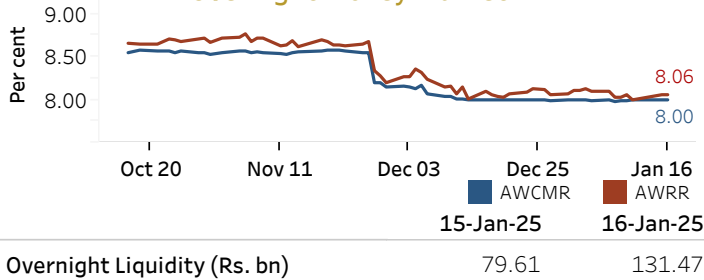
Money Market

Policy Rate(OPR): 8.00%

SRR: 2.00%

Weekly AWPR: 8.74%

Overnight Money Market



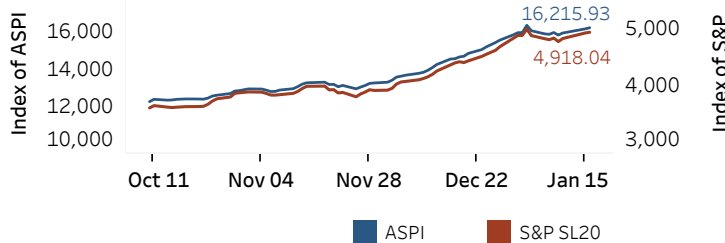
Yield Rates of T-Bills

	(per cent)	
	Primary Market 15-Jan-25	Secondary Market 16-Jan-25 ^(a)
91 Day	8.33	7.85
182 Day	8.44	8.42
364 Day	8.80	8.71

Source: Central Bank of Sri Lanka

Share Market

ASPI and S&P SL 20



16-Jan-25

Daily Turnover (Rs. mn)	5,008.80
Market Capitalization (Rs. bn)	5,792.77
PE Ratio	9.04

Foreign Purchases and Sales

	(Rs. mn)
Foreign Purchases	308.99
Foreign Sales	114.49

Source: Colombo Stock Exchange

Energy

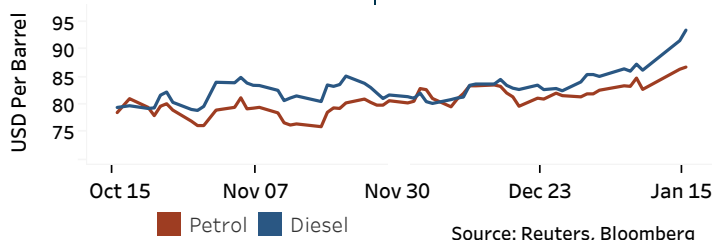
CPC Local Prices (LKR per Litre): Petrol (92 octane): 309.00

Auto Diesel: 286.00

Kerosene: 183.00

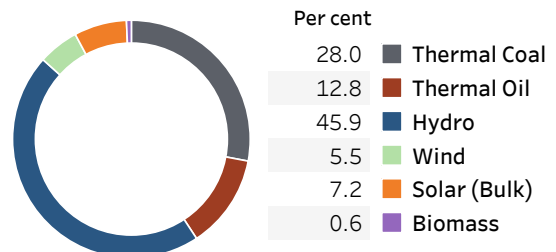
Global Petroleum Products

Crude Oil (USD per Barrel)			Refined (Singapore Platts)		
17-Jan-25 ^(b)		15-Jan-25	16-Jan-25		
Brent	WTI	OPEC	Petrol	Diesel	Kerosene
81.60	79.05	81.66	86.79	93.48	97.32



Electricity Generation

	15-Jan-25	16-Jan-25
Total Energy (GWh)	45.49	47.72
Peak Demand (MW)	2,479.40	2,497.80



Source: Ceylon Electricity Board