

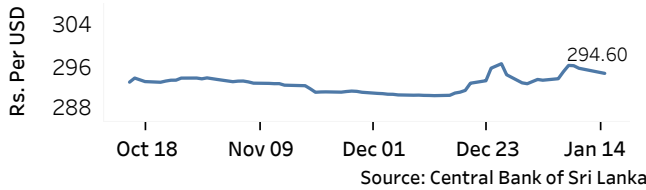


Real GDP Growth: 2024 Q3 5.5% NCPI Y-o-Y Change: November -1.7% CCPI Y-o-Y Change: December -1.7%

Exchange Rates

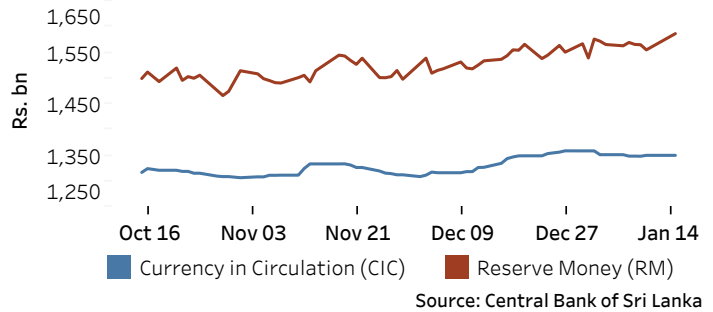
| 15-Jan-25 | TT Buying | TT Selling |
|-----------|----------------|----------------|
| | (Rs. Per Unit) | (Rs. Per Unit) |
| USD | 290.7448 | 299.2836 |
| GBP | 352.5491 | 366.9532 |
| EUR | 297.7677 | 310.0646 |
| JPY | 1.8316 | 1.9060 |

Indicative Rate of the USD/LKR Spot Exchange Rate



Currency and Reserve Money

| | (Rs.mn) 10-Jan-25 | 15-Jan-25 |
|-------------------------|----------------------|--------------|
| Currency in Circulation | 1,350,050.03 | 1,350,047.86 |
| Reserve Money | 1,555,138.55 | 1,586,743.96 |



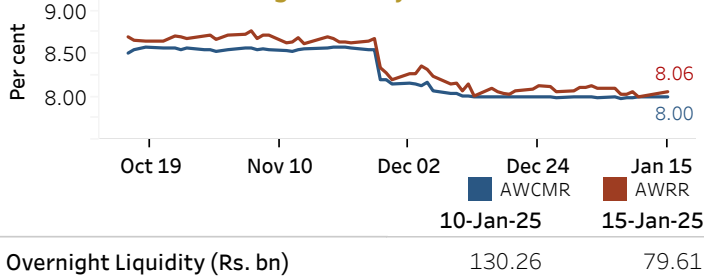
Money Market

Policy Rate(OPR): 8.00%

SRR: 2.00%

Weekly AWPR: 8.74%

Overnight Money Market



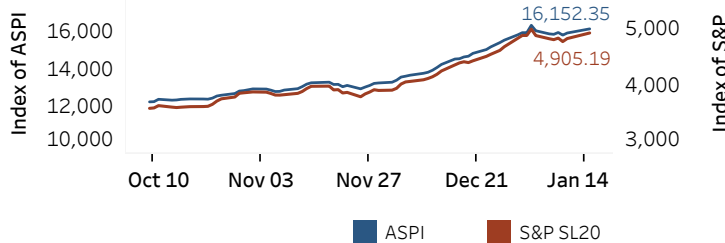
Yield Rates of T-Bills

| | (per cent) | |
|---------|-----------------------------|--|
| | Primary Market 15-Jan-25 | Secondary Market 15-Jan-25 ^(a) |
| 91 Day | 8.33 | 7.90 |
| 182 Day | 8.44 | 8.43 |
| 364 Day | 8.80 | 8.80 |

Source: Central Bank of Sri Lanka

Share Market

ASPI and S&P SL 20



15-Jan-25

| | |
|--------------------------------|----------|
| Daily Turnover (Rs. mn) | 4,443.94 |
| Market Capitalization (Rs. bn) | 5,768.51 |
| PE Ratio | 9.00 |

Foreign Purchases and Sales

| | (Rs. mn) |
|-------------------|----------|
| Foreign Purchases | 110.32 |
| Foreign Sales | 422.90 |

Source: Colombo Stock Exchange

Energy

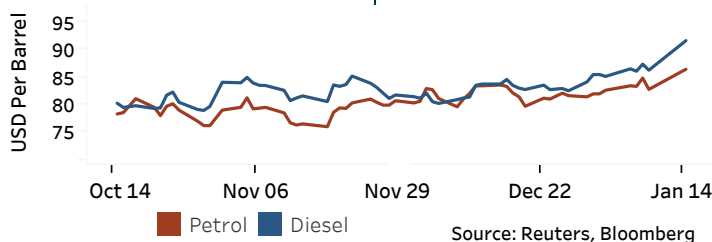
CPC Local Prices (LKR per Litre): Petrol (92 octane): 309.00

Auto Diesel: 286.00

Kerosene: 183.00

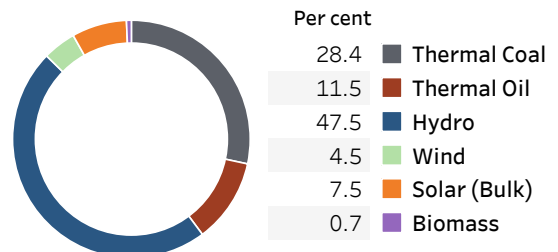
Global Petroleum Products

| Crude Oil (USD per Barrel) | | | Refined (Singapore Platts) | | |
|----------------------------|-------|-----------|----------------------------|--------|----------|
| 16-Jan-25 ^(b) | | 10-Jan-25 | 15-Jan-25 | | |
| Brent | WTI | OPEC | Petrol | Diesel | Kerosene |
| 82.23 | 80.25 | 77.94 | 86.40 | 91.58 | 95.40 |



Electricity Generation

| | 14-Jan-25 | 15-Jan-25 |
|--------------------|-----------|-----------|
| Total Energy (GWh) | 41.52 | 45.49 |
| Peak Demand (MW) | 2,110.00 | 2,479.40 |



Source: Ceylon Electricity Board